

Leveled

READING COMPREHENSION

<p>Prereading/Level A</p> <p>READING COMPREHENSION</p> <p>A</p> <p>10 passages with comprehension questions</p> <p>SET #1</p>	<p>Level A</p> <p>READING COMPREHENSION</p> <p>A</p> <p>10 passages with comprehension questions</p> <p>SET #2</p>	<p>Level B</p> <p>READING COMPREHENSION</p> <p>B</p> <p>10 passages with comprehension questions</p> <p>SET #3</p>	<p>Level C</p> <p>READING COMPREHENSION</p> <p>C</p> <p>10 passages with comprehension questions</p> <p>SET #4</p>	<p>Level D</p> <p>READING COMPREHENSION</p> <p>D</p> <p>10 passages with comprehension questions</p> <p>SET #5</p>
<p>Level E</p> <p>READING COMPREHENSION</p> <p>E</p> <p>10 passages with comprehension questions</p> <p>SET #2</p> <p>Created By A Teachable Teacher</p>	<p>Level F</p> <p>READING COMPREHENSION</p> <p>F</p> <p>10 passages with comprehension questions</p> <p>SET #2</p> <p>Created By A Teachable Teacher</p>	<p>Level G</p> <p>READING COMPREHENSION</p> <p>G</p> <p>10 passages with comprehension questions</p> <p>SET #2</p> <p>Created By A Teachable Teacher</p>	<p>Level H</p> <p>READING COMPREHENSION</p> <p>H</p> <p>10 passages with comprehension questions</p> <p>SET #2</p> <p>Created By A Teachable Teacher</p>	<p>Level I</p> <p>READING COMPREHENSION</p> <p>I</p> <p>10 passages with comprehension questions</p> <p>SET #2</p> <p>Created By A Teachable Teacher</p>

●●●●●●●● **SET #2** ●●●●●●●●



scroll to see more

Leveled **READING**

THE BUNDLE - set #2

100 passages with
comprehension questions!

Great resource for small
group, whole group, and
independent work!

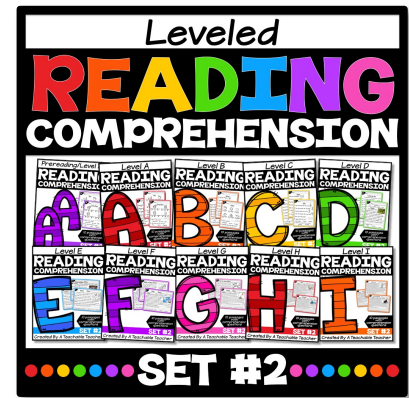
Printable AND Digital
version for each passage!

NO PREP!



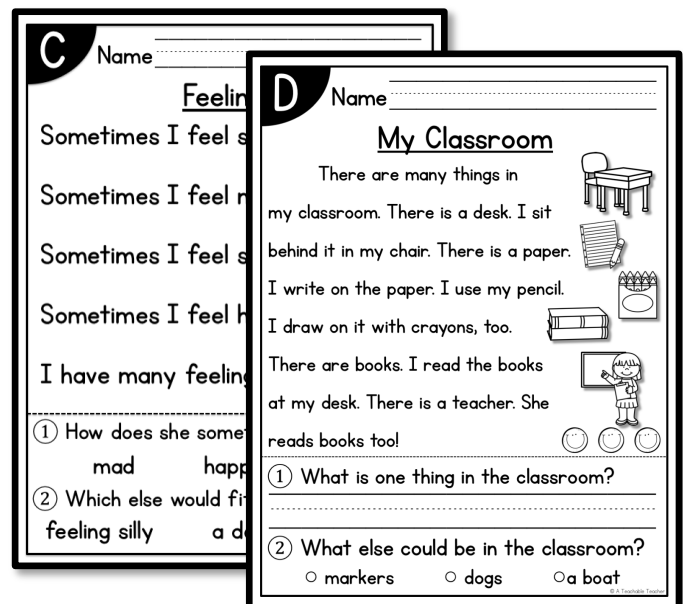
Levels Covered:

- ✓ level aa - 5 fiction/5 nonfiction
- ✓ level a - 5 fiction/5 nonfiction
- ✓ level b - 5 fiction/5 nonfiction
- ✓ level c - 5 fiction/5 nonfiction
- ✓ level d - 5 fiction/5 nonfiction
- ✓ level e - 5 fiction/5 nonfiction
- ✓ level f - 5 fiction/5 nonfiction
- ✓ level g - 5 fiction/5 nonfiction
- ✓ level h - 5 fiction/5 nonfiction
- ✓ level i - 5 fiction/5 nonfiction



Reading Skills Covered:

- ✓ fiction/nonfiction
- ✓ build fluency
- ✓ reading comprehension



Paired Passages

for every single level


Fiction Passages



E Moon Name _____

Vocabulary changing Earth Moon shine sliver

Have you seen the Moon? It seems like it is always changing. The Moon goes around the Earth once every 29 days. Sometimes the Sun shines on a big part of the Moon. Sometimes it can only shine on a small part. That is because the Earth is in the way! We can only see the part of the Moon that the Sun shines on. Sometimes we see a Full Moon. Sometimes we only see a little sliver! ☺ ☺ ☺




① What is blocking the Sun from shining on the Moon?

② About how long does it take for the Moon to travel? a month a week


© A Teachable Teacher

Nonfiction Passages



E Space Name _____

"Someday, I will be an astronaut" I said to my friend Matt. "Me too," Matt said. "I want to fly up in a rocket ship," I said. "I want to see the moon up close," Matt said. "I want to walk on the moon!" I said. "That would be so fun," Matt said. "I know! We should be astronauts together," I said. "That is a good idea," said Matt. "We can see the stars. Maybe we will even see an alien!" We laughed. ☺ ☺ ☺

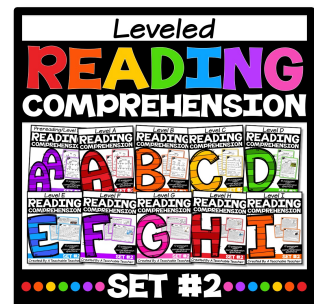


① What do they want to do on the moon?

② How will they get to space? drive a car fly in a rocket ship

© A Teachable Teacher

 *teachable*
TEACHER




TWO FORMATS

for every single passage

1 - printable pdfs

E Moon Name _____

Vocabulary changing Earth Moon shine sliver





Have you seen the Moon? It seems like it is always changing. The Moon goes around the Earth once every 29 days. Sometimes the Sun shines on a big part of the Moon. Sometimes it can only shine on a small part. That is because the Earth is in the way! We can only see the part of the Moon that the Sun shines on. Sometimes we see a Full Moon. Sometimes we only see a little sliver! 

① What is blocking the Sun from shining on the Moon?
.....

② About how long does it take for the Moon to travel? a month a week
© A Teachable Teacher

2 - digital files

Directions

1. Drag to highlight vocabulary words.
 → word
2. Read the story 3 times.
3. Drag a picture over a box each time you read.
 → 1st Read
3. Drag  or type  to answer the questions.
 Type answer here.






E Moon

Vocabulary changing Earth Moon shine sliver

Have you seen the Moon? It seems like it is always changing. The Moon goes around the Earth once every 29 days. Sometimes the Sun shines on a big part of the Moon. Sometimes it can only shine on a small part. That is because the Earth is in the way! We can only see the part of the Moon that the Sun shines on. Sometimes we see a Full Moon. Sometimes we only see a little sliver!

① What is blocking the Sun from shining on the Moon?
 Type answer here.


② About how long does it take for the Moon to travel? a month a week
© A Teachable Teacher

 teachable
TEACHER



preloaded in Google Slides™



Leveled **READING**

THE BUNDLE - set #2

PDF Version

Levels AA-C

Level referenced in the top left corner of every page

Clip art provides picture clues

AA Name _____

I see on _____
• • •

I see tw _____
• • •

I see th _____
• • •

I see fo _____
• • •

① V _____

② _____

A Name _____

I see on _____
• • •

I see tw _____
• • •

I see th _____
• • •

I see fo _____
• • •

① How m _____
one _____

② Which _____
donuts _____

B Name _____

I see th _____
• • •

I see th _____
• • •

I see th _____
• • •

I see t _____
• • •

It is sp _____
• • •

① Wha _____
the c _____

② Ret _____

C Name _____

The Club

We have a club house.
It is fun.

We make lemonade.
It is fun.

We play in the sprinkler.
It is fun.

We catch fireflies.
It is fun.

Will you be in our club? _____

① What do they do in their club?
pick up trash make lemonade

② What season do you think it is?
summer winter

© A Teachable Teacher

Multiple lines of text with repeated phrases

Multiple choice questions require students to refer to the text to answer the question.

Students build fluency by reading the passages multiple times. Students color a happy face each time they read!

Leveled **READING**

THE BUNDLE - set #2

PDF Version

Levels D-I

Level referenced in the top left corner of every page

Clip art provides picture clues

D my clo behind I wri I dr The at r rec

E It bake h the ing eggs. I We pu mix th We ge flower
① Ho
② Wh

F "Mo her mon stand. I "Beth, th something differen said. "Oh treat an think I g Beth said
① Ho
② Wh

G "It is friends. " Jess and had socce ball to ea the ball an good at t "We need with her. lead the e they all co everyone run. They are ready
① Why
② Wh

H Digging for Fossils Name _____
at their d working la have foun many, Cam Lisa's first prove that the area a Day layers of "Maybe w proof. Ma have to pe they took even in th "Do not g The "Cam, com one!" Cam
① Wh
② How

I The Guessing Game Name _____
Alex and Jane were twins. They were alike and different. Alex liked to eat pizza. Jane liked to eat tacos. Alex liked the color green. Jane liked the color blue. When they were at home, they tried to find things to do together that they both liked. They both liked reading and games.
One day, Alex said, "I have an idea for a new game!" Jane was very excited. "How do you play?" she asked. "First, we both need to pick something and keep it secret. When you have your secret thing, bring it back here. Do not let me see it!" Alex said. "What kind of thing should it be?" Jane asked him. "That is a good question. It needs to be small enough to carry and hide," he said as he looked around, thinking hard. "Oh, I know! Pick something you really like! Remember, do not let me see what it is."
Alex and Jane both went to their rooms and carefully chose their items. Alex picked something he liked. Jane picked something she liked. They both hid their items and went back into the living room. "Okay, now we sit back to back and take out our items. It is a guessing game! We will each take a turn asking questions and guessing until one of us guesses what the other person has first!" Alex said excitedly. "This sounds fun!" Jane said. "Is your item soft or hard?" she asked. "It is hard," he said. "Is your item heavy or light?" he asked. "It is heavy," she said. "What do you do with your item?" Jane asked. "You read it," Alex said. "Is it a book?" Jane asked, laughing. "Yes! Why are you laughing?" he asked. "I chose a book, too!" she replied. They laughed together.
① Why couldn't Jane let Alex see her item?
② What did they both like?
 markers dogs tacos playing tag reading

Multiple choice and open ended questions require students to refer to the text to answer the question.

Students build fluency by reading the passages multiple times. Students color a happy face each time they read!

Leveled **READING**





THE BUNDLE - set #2

Digital Version

Leveled skill in the corner for easy reference

Draggable highlight strips for students to highlight the vocabulary words in the nonfiction passages

Directions

1. Drag to highlight vocabulary words.
 → word
2. Read the story 3 times.
3. Drag a picture over a box each time you read.
 → 
3. Drag  or type to answer the questions.
Type answer here.

Directions for students on every slide

D

Vocabulary

- smell ears tongue taste

Popcorn

I have a nose. I use it to smell popcorn. I have ears. I use them to hear popcorn popping. I have hands. I use them to feel popcorn. I have a tongue. I use it to taste popcorn. I have eyes. I use them to see popcorn! I use my five senses.



1st Read

2nd Read

3rd Read



① What does the author see?

Type answer here.

② What does he do with the popcorn?

- eat it give it away

© A Teachable Teacher

Boxes provided for students to type answers to the open-ended reading comprehension questions

Draggable thumbs for students to track each time they read the story



TEACHERS ARE RAVING!



Lauren S.
August 2, 2023

★★★★★ Extremely satisfied

I love these short passages!! I teach a very diverse group of students with various needs so with this I'm able to pull passages at their level or below for small group or independent practice.

Students used with

K, 4th grade

Primarily students with learning difficulties mild to severe and on the autism spectrum

Students were engaged



Jennifer R.
August 2, 2023

★★★★★ Extremely satisfied

I absolutely love this resource and have used it both with my own children and through tutoring other children. The reading passages are of student interest and well formatted.

Students used with

1st, 2nd grades



Educating with Em (TPT Seller)
July 13, 2023

★★★★★ Extremely satisfied

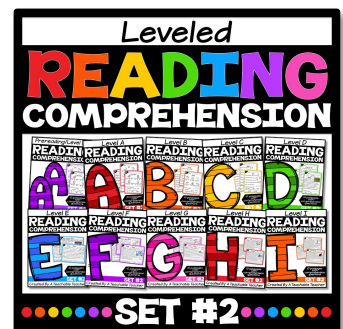
The leveled resources are great for center rotations when working with students are different abilities. It has helped me keep students engaged at different levels!

Students used with

K, 1st grades

Primarily students on the autism spectrum

Students were engaged



STOP the SEARCH for LEVELED passages!

A Name _____

I see a _____
• •

I see a _____
• •

I see a _____
• •

I see a _____
• •


① How many _____
one _____

② Which one is not in the story?
donuts cookies candy

© A Teachable Teacher

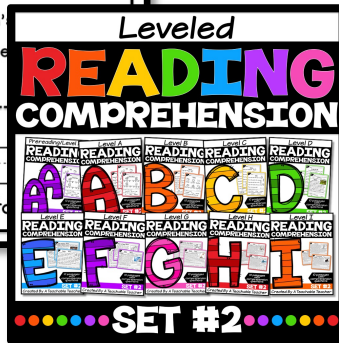
F Want or Need Name _____

"Mom, I need one dollar," Beth said. "Why?" her mom asked. "Ben is going to the ice cream stand. I need money to get ice cream," she said. "Beth, that is not something you need. That is something you want," her mom said. "What is the difference?" Beth asked. "A need is something that you have to have," her mom said. "Oh, like food and water?" Beth asked. "Yes, that is right. Ice cream is a treat and does not count as food. It is something you want," Beth said. "I think I get it now. What if I work for my dollar? I could clean the house," Beth said. "That is a great idea!" Mom said.



① How does Beth get her dollar?

② What is a need? food treat



Leveled passages +
reading + fluency +
comprehension +
fiction + nonfiction
ALL on ONE page, for
levels AA-I!

NO PREP needed!

Levels AA-I - fiction AND nonfiction - Just print and go!

C Name _____

The Club

We have a _____
It is fun.
We make _____
It is fun.
We play in _____
It is fun.
We catch _____
It is fun.
Will you be _____

① What do _____
up to _____
at _____

summer winter


© A Teachable Teacher

I The Guessing Game Name _____

Alex and Jane were twins. They were alike and different. Alex liked to eat pizza. Jane liked to eat tacos. Alex liked the color green. Jane liked the color blue. When they were at home, they tried to find things to do together that they both liked. They both liked reading and games.

One day, Alex said, "I have an idea for a new game!" Jane was very excited. "How do you play?" she asked. "First, we both need to pick something and keep it secret. When you have your secret thing, bring it back here. Do not let me see it!" Alex said. "What kind of thing should it be?" Jane asked him. "That is a good question. It needs to be small enough to carry and hide," he said as he looked around, thinking hard. "Oh, I know! Pick something you really like! Remember, do not let me see what it is."

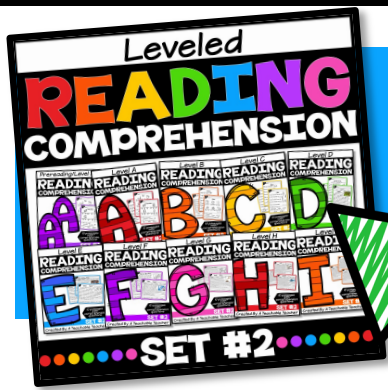
Alex and Jane both went to their rooms and carefully chose their items. Alex picked something he liked. Jane picked something she liked. They both hid their items and went back into the living room. "Okay, now we sit back to back and take out our items. It is a guessing game! We will each take a turn asking questions and guessing until one of us guesses what the other person has first!" Alex said excitedly. "This sounds fun!" Jane said. "Is your item soft or hard?" she asked. "It is hard," he said. "Is your item heavy or light?" he asked. "It is heavy," she said. "What do you do with your item?" Jane asked. "You read it," Alex said. "Is it a book?" Jane asked, laughing. "Yes! Why are you laughing?" he asked. "I chose a book, too!" she replied. They laughed together.



① Why couldn't Jane let Alex see her item?

② What did they both like? tacos playing tag reading

© A Teachable Teacher



GET THE BUNDLE & SAVE \$\$\$

Level

of Passages

Level AA SET #2	10
Level A SET #2	10
Level B SET #2	10
Level C SET #2	10
Level D SET #2	10
Level E SET #2	10
Level F SET #2	10
Level G SET #2	10
Level H SET #2	10
Level I SET #2	10

Bundle TOTALS

100 passages

SAVE \$\$\$ with this BUNDLE

Looking for MORE leveled passages?

-click to go-

Leveled

READING COMPREHENSION


Leveled **READING COMPREHENSION**

Leveled **READING COMPREHENSION**

Created By A Teachable Teacher


...SET #2

DOUBLE BUNDLE



DOUBLE the number of passages
Levels AA - I -
20 passages PER level - total of 200 passages

Levels AA-P -
10 passages PER level -
total of 170 passages



Leveled

READING COMPREHENSION

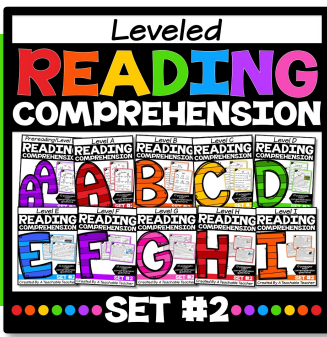
Leveled **READING COMPREHENSION**

Leveled **READING COMPREHENSION**

Created By A Teachable Teacher

2nd edition

SUPER BUNDLE



Frequently Asked Questions

Are these passages available anywhere else?

These are original passages. You will ONLY find them in the individual packets and the Leveled Reading Comprehension DOUBLE BUNDLE.

Can I get these with UK/Australian spelling?

These currently do not come in UK/Australian spelling.

Do you have a PDF online version of these materials for online teachers?

YES!! These passages have been preloaded into Google slides for you! You can print or use them digitally!

I bought one of the individual packets, and now I want the bundle. Can I get a discount?

TpT does not allow sellers to process refunds. However, they will refund you if you buy both. After buying the bundle, email them and ask for the individual item to be refunded.
support@teacherspayteachers.com