

Independent Work ELA

# ALL YEAR BUNDLE

KINDERGARTEN



MORNING WORK

SEAT WORK

MONTHLY HW

CREATED BY A TEACHABLE TEACHER



# Thank you for downloading this resource!



Hi there! I'm Lauren, author of [A Teachable Teacher](#) and the resource you just downloaded. I sincerely hope that you find this resource to be useful in your classroom. If you have any questions or suggestions, feel free to contact me via email: [ateachableteacher@gmail.com](mailto:ateachableteacher@gmail.com)

[www.aTeachableTeacher.com](http://www.aTeachableTeacher.com)

Click to connect for [exclusive freebies](#) and updates.



*Colossians 3:23-24*

A **teachable** **TEACHER**



© A Teachable Teacher 2014

Please note that your purchase entitles you to use this resource for **single classroom use only**. Duplication for an entire school, entire school system, or commercial purposes is strictly forbidden. Copying any part of this product and placing it on the Internet in any form is also forbidden.

Thank you for respecting my terms of use.

# Independent Work

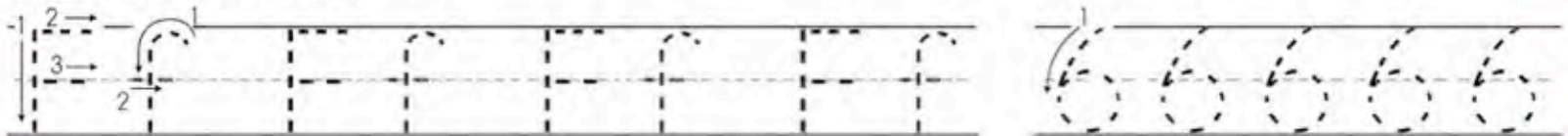
## BEGINNING OF THE YEAR

Write your name neatly on the line.


© A Teachable Teacher 2014

6

Trace each letter and number.



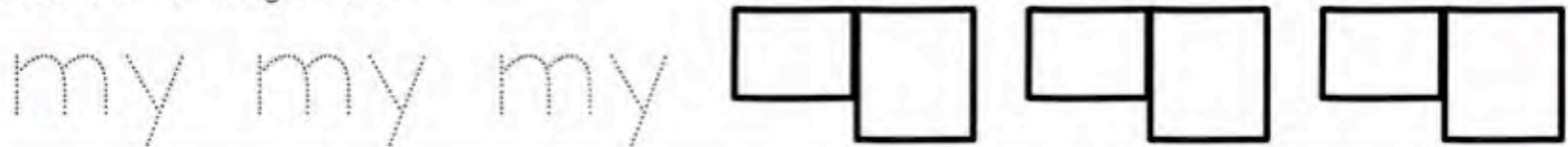
Fill in the missing letters and trace the letters. Then, color the pictures.



What month is it? Circle the month each time you see it.

July August September July August June January June August September July January

Trace and write the sight word.



Trace the color word and fill in the missing letters. Color only the pictures that are



purple purple  
urple pu pl





# Independent WORK

## SEPTEMBER

Name: \_\_\_\_\_

Date: \_\_\_\_\_



Trace the month.

September

Write the day of the week.

Circle the month that comes next.

October February May

Circle the day of the week that comes next.

Tuesday Wednesday Thursday  
Friday Saturday


Trace and write the sight word.

go go

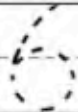
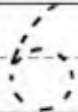
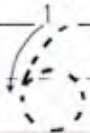
Read the color word and color it.

red pink

Write the beginning sound and color the pictures.



Trace and write the number and number word.



six

Copy the sentence. Start with a capital letter.

→ we go to school.



# Independent WORK

## OCTOBER

Name: \_\_\_\_\_

Date: \_\_\_\_\_



Write the month.

Write the day of the week.

Circle the month that comes next.

February November December

Circle the day of the week that comes next.

Tuesday Wednesday Thursday  
Friday Saturday

Color the sight word blue. Then trace and write the word.

in

in in in

Write the ending sound and color the pictures.



pa\_\_



va\_\_

Trace and write the number word. Then write the number three times.

four

Copy the sentence. Start with a capital letter.

⇒ we get in the van.



# Independent Work

## NOVEMBER

Name: \_\_\_\_\_

Date: \_\_\_\_\_



Circle the month.

October

May

November

Circle the day of the week.

Monday

Wednesday

Friday

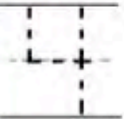
Tuesday

Thursday

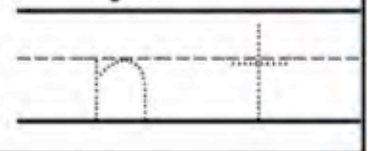
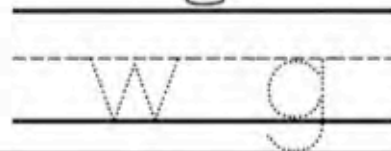
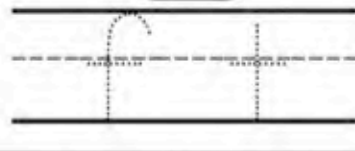
Write the month that comes next.

Write the day of the week that comes next.

Trace the number and write the number word next to it.



Trace the letters, write the middle sound and color the pictures.



Read the sight word. Then, fill in the missing letters.

this

t□is

th□s

thi□

Copy the sentence. Start with a capital letter and end with a period.

→ this is the best ←

© 2012 Scholastic Teaching Resources



# Independent Work

## DECEMBER / JANUARY

Name: \_\_\_\_\_

Date: \_\_\_\_\_

16

Write a vowel in each star.



Unscramble the sight word

eht

Say the word and count the syllables. Write the number.



igloo

Trace the number words and write the number word that comes next.

one two

Write the month.

Write the day of the week.

Add a letter to the beginning of each word. Then trace the letters and read the new word family word.



ug



ug



ug



ug

Trace the letters. Write the middle sound and color the pictures.



id



rm

Color the happy face brown.



Copy the sentence, correctly.

we see a brown jug



# Independent Work

## FEBRUARY

Name: \_\_\_\_\_

Date: \_\_\_\_\_



Circle the vowels.

G Y H K A E Q I U

Unscramble the sight words.

ym \_\_\_\_\_

hte \_\_\_\_\_

Write the month.

Write the day of the week.

Say the word and count the syllables. Write the number, then write the number word.



donut

Look at the picture. Trace each letter and fill in the missing sounds.



nu \_\_\_\_\_



b \_\_\_\_\_ b



\_\_\_\_\_ op



\_\_\_\_\_ en

Trace the letters. Write the beginning sound. Then write a rhyming word and draw a picture.



\_\_\_\_\_ um

\_\_\_\_\_

Color the crayon.



Copy the sentence, correctly.

the pen is black



# Independent Work

## MARCH

Name: \_\_\_\_\_

Date: \_\_\_\_\_

Say each sound. Put an 'x' on the vowels.

h r s e u i y k a q  
u b w t o p l j f z

Unscramble the sight words.

ni \_\_\_\_\_ og \_\_\_\_\_ reh \_\_\_\_\_

Count the syllables.



②

③



③

④

Number words - Fill in the missing letters.

two

t\_r\_e


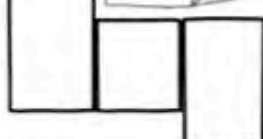
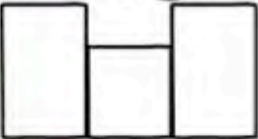
fo\_r

What comes before?

\_\_\_\_\_ Wednesday

What comes after?

February \_\_\_\_\_ April



Read the word. Then write 3 rhyming words.



cub

\_\_\_\_\_  
\_\_\_\_\_  
\_\_\_\_\_

Color the dog brown.



Copy the sentence correctly.

the dog is brwn

\_\_\_\_\_



# Independent WORK

## APRIL

Name: \_\_\_\_\_

Date: \_\_\_\_\_

If the word has a long vowel, color it red. If it has a short vowel, color it blue.



Unscramble the sight words.

ese

ma

od

5

Count the syllables.



②

③



②

③

Write the matching number word.

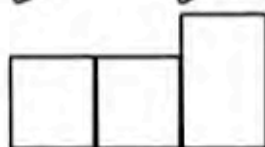
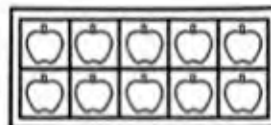
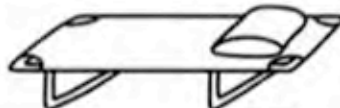
6

What comes after?

Thursday

What comes before?

June



Read the word. Then write 3 rhyming words.



bug

\_\_\_\_\_  
\_\_\_\_\_  
\_\_\_\_\_

Color the kite.



Copy the sentence, correctly.

kites ar fun

\_\_\_\_\_



# Independent Work

## MAY

Name: \_\_\_\_\_

Date: \_\_\_\_\_

17

Write the vowel sound that you hear.



\_\_\_\_\_  
\_\_\_\_\_  
\_\_\_\_\_



\_\_\_\_\_  
\_\_\_\_\_  
\_\_\_\_\_

Unscramble the sight words.

ookl

sah

wot

Write the number word.

17

What month is in between April and June?

Write the blends.



\_\_\_\_\_  
\_\_\_\_\_  
e e p



\_\_\_\_\_  
\_\_\_\_\_  
o w e r

Write the word.



\_\_\_\_\_  
\_\_\_\_\_  
\_\_\_\_\_



\_\_\_\_\_  
\_\_\_\_\_  
\_\_\_\_\_



\_\_\_\_\_  
\_\_\_\_\_  
\_\_\_\_\_



\_\_\_\_\_  
\_\_\_\_\_  
\_\_\_\_\_

Read the word. Then write 2 rhyming words.



road

\_\_\_\_\_  
\_\_\_\_\_  
\_\_\_\_\_

Color the butterfly pink.



Copy the sentence correctly.

the butterfly can fly

\_\_\_\_\_  
\_\_\_\_\_



# JUNE

Date:

Unscramble the sight words.



short  
long

What weekday is between Friday and Sunday?

---

head



Unit



--	--	--

--	--	--	--

--	--	--	--

--	--	--

A simple line drawing of a girl with curly hair, wearing a dress, and holding a flower. The drawing is enclosed in a decorative, wavy border.

drop

\_\_\_\_\_

\_\_\_\_\_

\_\_\_\_\_

\_\_\_\_\_

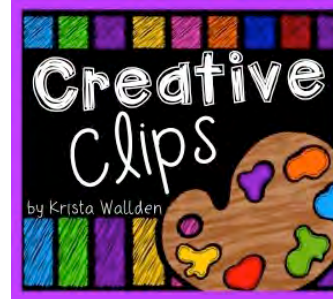
Color the pizza red.



pizza is good to eat



# Graphic & Font Credits



A teachable  
TEACHER