





Read and Match

PHONICS SENTENCES

ar Name: _____

I Can Read & Match!

Directions: Circle or highlight the skill words. Read each sentence. Cut and paste the matching picture next to each sentence. Read all of the sentences three times. Color a happy face each time you read.

The yarn is in the jar .	
Can you play the harp ?	
The dog barks at the car .	
The barn is very large .	

© A Teachable Teacher

100+
pages

the **PHONICS** bundle
Created By A Teachable Teacher



scroll to see more

Read and Match

PHONICS SENTENCES

105 pages included!

**Loved by teachers,
students, and parents!**

**Targeted skills +
comprehension!**

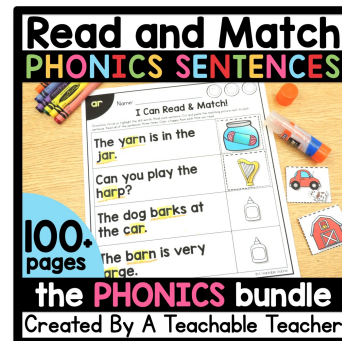
**Great for small groups,
whole group, word work,
centers, and so much more!**

NO PREP!



Phonics Skills Included:

- ✓ CVC
- ✓ Blends
- ✓ Long Vowel
- ✓ R-Controlled Vowels
- ✓ Digraphs
- ✓ CVCe
- ✓ Diphthongs



Katie Kim (TPT Seller)

February 10, 2024

★★★★★ Extremely satisfied

My students really enjoyed doing these worksheet activities. I used them to review sight words and with some who are starting to blend and read full sentences by themselves. They were really helpful and a fun way to learn and review. Thank you!

Students used with

K, 1st, 2nd grades


Primarily students that are emerging bilinguals/ ELs/ ESOLs/ ENLs

Students were engaged

Strongly disagree Strongly agree

Reading Skills Covered:

- ✓ phonics in context
- ✓ building fluency
- ✓ reading comprehension



Read and Match





PHONICS SENTENCES





See it in Action!

ir oar ar Name: _____

I Can Read & Match!

Directions: Circle or highlight the skill words. Read each sentence. Cut and paste the matching picture next to each sentence. Read all of the sentences three times. Color a happy face each time you read.





The yarn is in the jar.	
Can you play the harp?	
The dog barks at the car.	
The barn is very large.	





   

oar ar Name: _____

I Can Read & Match!

Directions: Circle or highlight the skill words. Read each sentence. Cut and paste the matching picture next to each sentence. Read all of the sentences three times. Color a happy face each time you read.





The <u>harp</u> is in the <u>jar</u> .	
Can you play the <u>harp</u> ?	
The dog <u>barks</u> at the <u>car</u> .	
The <u>barn</u> is very large.	



   

ar Name: _____

I Can Read & Match!

Directions: Circle or highlight the skill words. Read each sentence. Cut and paste the matching picture next to each sentence. Read all of the sentences three times. Color a happy face each time you read.





The <u>yarn</u> is in the <u>jar</u> .	
Can you play the <u>harp</u> ?	
The dog <u>barks</u> at the <u>car</u> .	
The <u>barn</u> is very large.	

ar Name: _____

I Can Read & Match!

Directions: Circle or highlight the skill words. Read each sentence. Cut and paste the matching picture next to each sentence. Read all of the sentences three times. Color a happy face each time you read.

The <u>yarn</u> is in the <u>jar</u> .	
Can you play the <u>harp</u> ?	
The dog <u>barks</u> at the <u>car</u> .	
The <u>barn</u> is very large.	

Read and Match

PHONICS SENTENCES

Each Worksheet:

ab family

Name: _____



I Can Read & Match!

Directions: Circle or highlight the skill words. Read each sentence. Cut and paste the matching picture next to each sentence. Read all of the sentences three times. Color a happy face each time you read.

Do you see the **tab** on the can?




He is in the **lab**.



The **cab** is yellow.



The two girls like to **gab**.



skill identified in the left hand corner

students highlight the targeted skill words

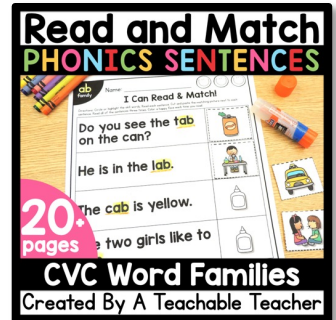
build fluency by reading the page three times

students cut and paste pictures to match the sentences

Read and Match

PHONICS SENTENCES


CVC Word Families






ab family Name: _____ ☺ ☺ ☺

I Can Read & Match!

Directions: Circle or highlight the skill words. Read each sentence. Cut and paste the matching picture next to each sentence. Read all of the sentences three times. Color a happy face each time you read.





Do you see the tab on the can?	
He is in the lab .	
The cab is yellow.	
The two girls like to gab .	






  

en family Name: _____ ☺ ☺ ☺

I Can Read & Match!

Directions: Circle or highlight the skill words. Read each sentence. Cut and paste the matching picture next to each sentence. Read all of the sentences three times. Color a happy face each time you read.





The hen has a pen .	
There are two men .	
Ben holds a ten .	
What is in the den ?	






    

Name: _____ ☺ ☺ ☺

Read & Match!

Directions: Circle or highlight the skill words. Read each sentence. Cut and paste the matching picture next to each sentence. Read all of the sentences three times. Color a happy face each time you read.

Do you see the tab on the can?	
He is in the lab .	
The cab is yellow.	
The two girls like to gab .	

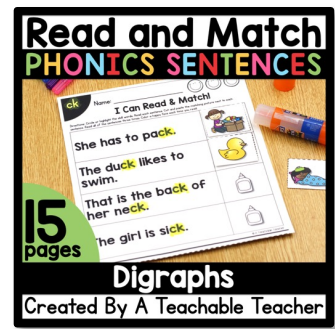
    

24 CVC pages

Read and Match

PHONICS SENTENCES

Digraphs



ch
beg

Name: _____

I Can Read & Match!

Directions: Circle or highlight the skill words. Read each sentence. Cut and paste the matching picture next to each sentence. Read all of the sentences three times. Color a happy face each time you read.

Would you like cheese or a cake?	
This is her chair.	
What is in the chest?	
The chair is soft.	

sh
end

Name: _____

I Can Read & Match!

Directions: Circle or highlight the skill words. Read each sentence. Cut and paste the matching picture next to each sentence. Read all of the sentences three times. Color a happy face each time you read.

Do you brush your hair?	
The fish is in the bowl.	
The boy is in the car.	
He is on a leash by a bush.	

Name: _____

I Can Read & Match!

Directions: Circle or highlight the skill words. Read each sentence. Cut and paste the matching picture next to each sentence. Read all of the sentences three times. Color a happy face each time you read.

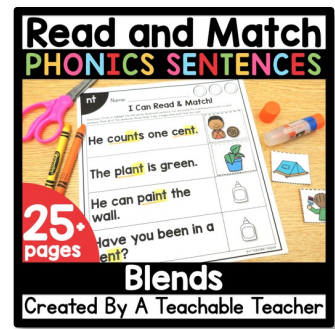
She has a gift.	
He is on a leash by a bush.	
The boy is in the car.	
He is on a leash by a bush.	

15 digraph pages

Read and Match

PHONICS SENTENCES

Blends



bl Name: _____ ☺ ☺ ☺

I Can Read & Match!

Directions: Circle or highlight the skill words. Read each sentence. Cut and paste the matching picture next to each sentence. Read all of the sentences three times. Color a happy face each time you read.

The blimp can fly.	
She can blow.	
The blanket is warm.	
Put the blueberry in the blender.	

st Name: _____ ☺ ☺ ☺

I Can Read & Match!

Directions: Circle or highlight the skill words. Read each sentence. Cut and paste the matching picture next to each sentence. Read all of the sentences three times. Color a happy face each time you read.

She will study very hard.	
There is a stick by the stable.	
Do you want a stapler or a stamp?	
The steps go to the stage.	

Name: _____ ☺ ☺ ☺

Read & Match!

Directions: Circle or highlight the skill words. Read each sentence. Cut and paste the matching picture next to each sentence. Read all of the sentences three times. Color a happy face each time you read.

and in	
in the	
vs by	
a	

letter?

--	--	--	--

Read and Match

PHONICS SENTENCES

Long Vowels


Read and Match
PHONICS SENTENCES
I Can Read & Match
I turn the page of the tale.
They race by the lake.
Do you like to play the game?
She can make a cake.
15 pages
Long Vowel Teams
Created By A Teachable Teacher

a_e Name: _____ ☺ ☺ ☺

I Can Read & Comprehend!

Directions: Circle or highlight the skill words. Read each sentence. Cut and paste the matching picture next to each sentence. Read all of the sentences three times. Color a happy face each time you read.





I turn the page of the tale.	
They race by lake.	
Do you like to play the game?	
She can make cake.	

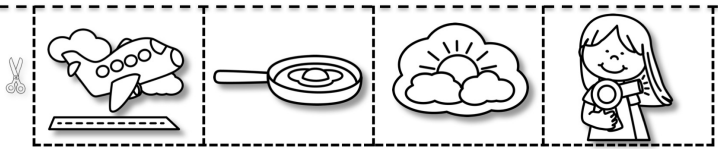


y long i Name: _____ ☺ ☺ ☺

I Can Read & Comprehend!

Directions: Circle or highlight the skill words. Read each sentence. Cut and paste the matching picture next to each sentence. Read all of the sentences three times. Color a happy face each time you read.





The sky is blue.	
Can you fry an egg?	
She can dry her hair.	
The plane will fly.	




Name: _____ ☺ ☺ ☺

I Can Read & Comprehend!

Directions: Circle or highlight the skill words. Read each sentence. Cut and paste the matching picture next to each sentence. Read all of the sentences three times. Color a happy face each time you read.

What is it in?	
flower	
the	
not!	

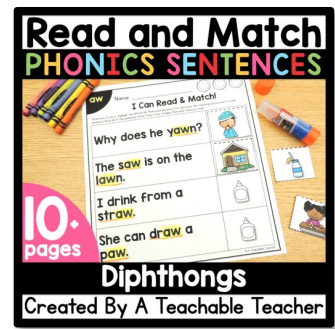


17
long vowel
pages

Read and Match

PHONICS SENTENCES

Diphthongs



bl Name: _____ ☺ ☺ ☺

I Can Read & Match!

Directions: Circle or highlight the skill words. Read each sentence. Cut and paste the matching picture next to each sentence. Read all of the sentences three times. Color a happy face each time you read.

The blimp can fly.	
She can blow.	
The blanket is warm.	
Put the blueberry in the blender.	

st Name: _____ ☺ ☺ ☺

I Can Read & Match!

Directions: Circle or highlight the skill words. Read each sentence. Cut and paste the matching picture next to each sentence. Read all of the sentences three times. Color a happy face each time you read.

She will study very hard.	
There is a stick by the stapler.	
Do you want a stamp?	
The steps go to the stage.	

Name: _____ ☺ ☺ ☺

Read & Match!

Directions: Circle or highlight the skill words. Read each sentence. Cut and paste the matching picture next to each sentence. Read all of the sentences three times. Color a happy face each time you read.

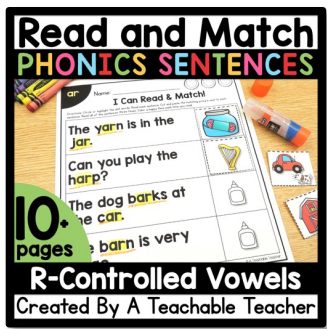
and in	
in the	
vs by	
a	

||
diphthong pages

Read and Match

PHONICS SENTENCES

R-Controlled Vowels



ar Name: _____ ☺ ☺ ☺

I Can Read & Comprehend!

Directions: Circle or highlight the skill words. Read each sentence. Cut and paste the matching picture next to each sentence. Read all of the sentences three times. Color a happy face each time you read.

The yarn is in the jar.	
Can you play harp?	
The dog barks at the car.	
The barn is very large.	

✂️

are Name: _____ ☺ ☺ ☺

I Can Read & Comprehend!

Directions: Circle or highlight the skill words. Read each sentence. Cut and paste the matching picture next to each sentence. Read all of the sentences three times. Color a happy face each time you read.

She will share her toys.	
The car needs spare tires.	
Why does she glare?	
The girl is scared.	

© A Teachable Teacher

✂️

_____ ☺ ☺ ☺

I Can Read & Comprehend!

Directions: Circle or highlight the skill words. Read each sentence. Cut and paste the matching picture next to each sentence. Read all of the sentences three times. Color a happy face each time you read.

squirt	
sa	
the	
stir it.	

© A Teachable Teacher

✂️

12
r-controlled
pages



TEACHERS ARE RAVING!



Jenna S.
July 26, 2023

★★★★★ Extremely satisfied

My students loved this resource! At first this was a teacher led task in small groups and the improvement in their blending and overall reading was incredible! Later on in the year I was able to send them away independently to complete these activities and their faces after completing themselves was a joy to watch!!

Students used with
K




Reading with Firsties (TPT Seller)
February 25, 2023

★★★★★ Extremely satisfied

This resource has been used often at our small group table. Decodables can become overwhelming but this is a terrific opportunity for students to practice their phonics skills in a fun way.

Students used with
1st grade

Students were engaged



Crist
March 6, 2023

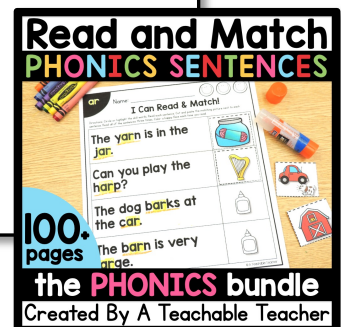

★★★★★ Extremely satisfied

This is a good decodable resource for bilingual or students who are learning how to read. This assists with comprehension.

Students used with
K

Primarily students that are emerging bilinguals/ ELs/ ESOLs/ ENLs

Students were engaged







ENGAGING targeted phonics skill practice!

ck Name: _____

I Can Read & Match!

Directions: Circle or highlight the skill words. Read each sentence. Cut and paste the matching picture next to each sentence. Read all of the sentences three times. Color a happy face each time you read.

She has to pack .	
The duck likes to swim.	
That is the back of her neck .	
The girl is sick .	

© A Teachable Teacher

Build reading success with targeted phonics practice in a FUN way for any phonics skill, ALL in ONE resource!

100 pages
the PHONICS bundle
Created By A Teachable Teacher


NO Prep Needed!

Ready for students to practice ANY phonics skill you may need - Just print and go!

ed family Name: _____

I Can Read & Match!





Directions: Circle or highlight the skill words. Read each sentence. Cut and paste the matching picture next to each sentence. Read all of the sentences three times. Color a happy face each time you read.

She fed the ducks.	
The light	
He led the	
Did he m bed ?	

ig family Name: _____

I Can Read & Match!

Directions: Circle or highlight the skill words. Read each sentence. Cut and paste the matching picture next to each sentence. Read all of the sentences three times. Color a happy face each time you read.

Do you see the tab on the can?	
He is in the lab .	
The cab is yellow.	
The two girls like to gab .	

© A Teachable Teacher



**GET THE BUNDLE &
SAVE \$\$\$\$**

Phonics Skill	# of Pages
CVC Word Families	24
Digraphs	15
Blends	26
Long Vowels	17
Diphthongs	11
R-Controlled Vowels	12
Bundle TOTALS	105 pages

Save \$\$\$\$ with this BUNDLE



Frequently Asked Questions

Is this an editable resource?

This resource is not editable.

Will you be adding more phonics skills to this resource?

No, this resource is currently complete and I will not be adding more phonics skills.

Is this resource available in an online format?

No, this resource is not uploaded in an online format.

What grade would you recommend using this resource?

Typically the skills taught in this resource span kindergarten and first grade. However, it will vary by school and student.