


editable \* autofill






# SIGHT WORD PRINTABLES









Name \_\_\_\_\_

### April Sight Words Fluency Table

Let's warm up! Point and read each word. Then color code the words in the table.

know	by	every	this	an
				
egg	rainbow	flower	bunny	Earth

Ready, Set, Go! Read three times. Color a happy face each time you read.

an	this		every	know
by	every	an	this	
	know	by	by	every
an		this	know	know
every	an	by	this	by
an	this	know		

© A Teachable Teacher

every every an an

© A Teachable Teacher

# April

Created by A Teachable Teacher

# editable \* autofill

## SIGHT WORD PRINTABLES

WHAT IF...🤔

You spent **5 minutes** typing in sight words + information...

and **POOF!**

**EVERYTHING** you need to teach + practice sight words **for the entire month** is ready! 🙌

**Just print, and teach!**

**THAT** is what this packet does for you! 🙌🙌

# **editable \* autofill**

## **SIGHT WORD PRINTABLES**

**ALL** **editable** **and** **thematic**

**posters**  
**word lists**  
**flashcards**  
**single sight word pages**  
**sight word comparison**  
**pages**  
**color by sight word**  
**sight word fluency**  
**tables**  
**sight word fluency**  
**sentences**  
**assessments**

# editable \* autofill

## SIGHT WORD PRINTABLES

Enter your info below



### April Sight Words

First, type your word. Next, type your word letter by letter. Then, type two sentences that use the word. Repeat for all ten sight words. Finally, scroll through the file to see all of the instantly generated sight word printables!

Sight Word	Spell the Sight Word								Sentence 1	Sentence 2
know	k	n	o	w					I know the answer!	Do you know my mom?
by	b	y							Pip swam by the ducks.	He walked by the window.
every	e	v	e	r	y				Every cat is nice.	I like every fruit.
this	t	h	i	s					This is the greatest movie!	Will you listen to this?
an	a	n							There is an apple.	An ape was at the zoo.
just	j	u	s	t					Beth just likes pizza.	The dog just barked.
once	o	n	c	e					I went to the pool once.	He once said hi.
with	w	i	t	h					I like peanut butter with jelly.	I will go with you.
could	c	o	u	l	d				Could you please bring that?	This could be it!
had	h	a	d						She had a dog.	Tom had his lunch box.

© A Teachable Teacher

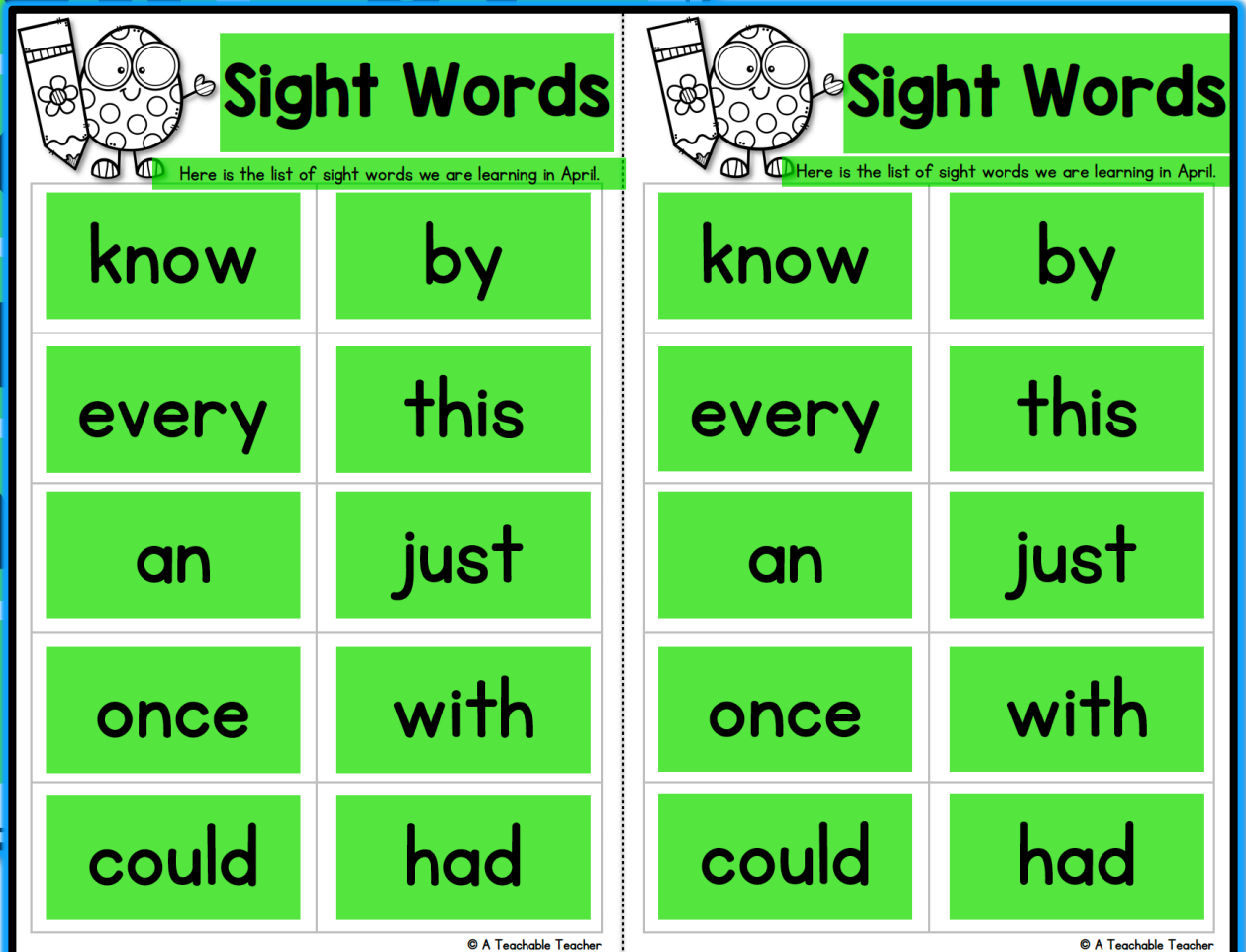
30+ pages will instantly generate for you!



# editable \* autofill

## SIGHT WORD PRINTABLES

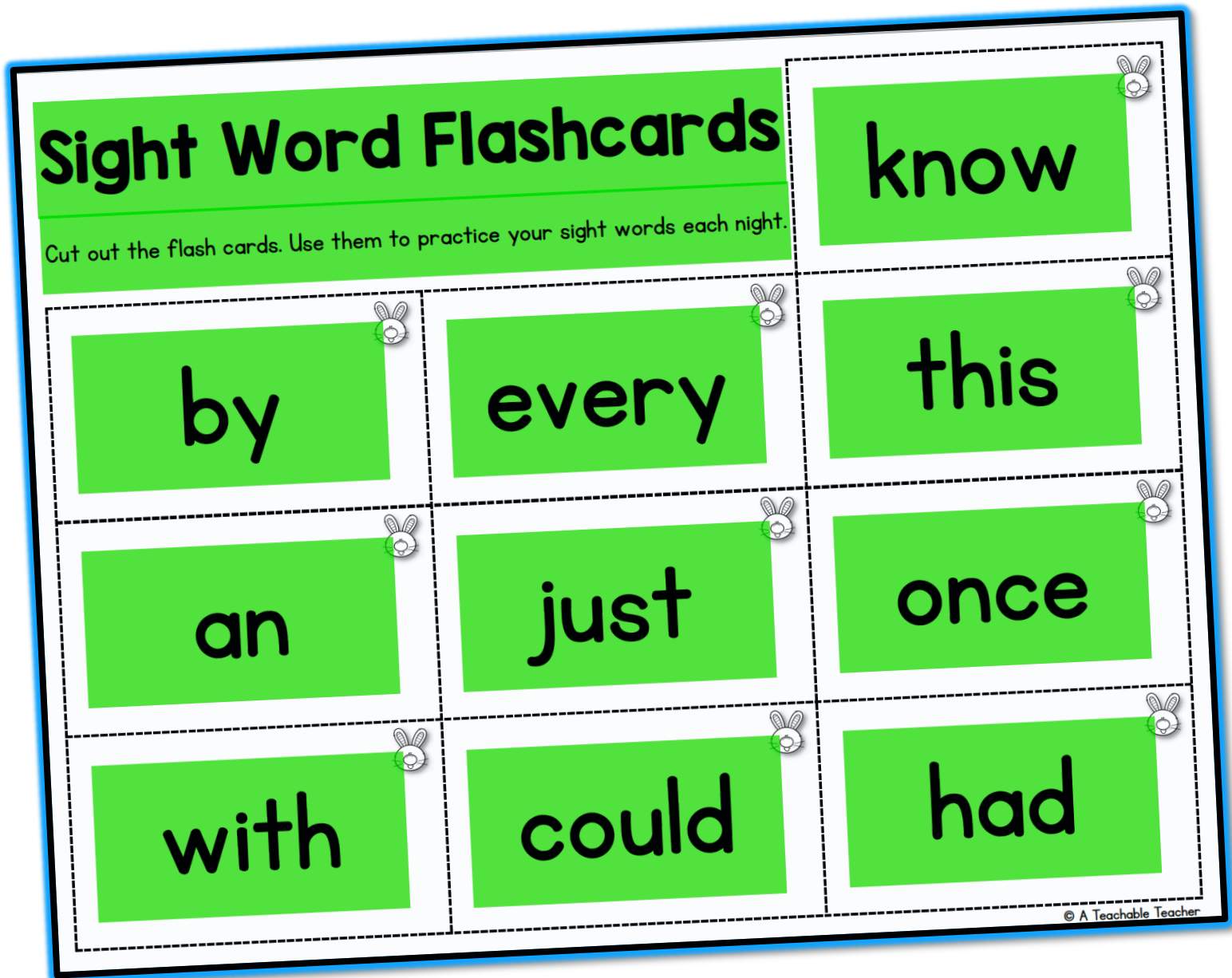
### Posters & lists



# editable \* autofill

# SIGHT WORD PRINTABLES


Flashcards for student practice!



# editable \* autofill

## SIGHT WORD PRINTABLES

One page per sight word



Name

### Let's Learn: know

Read the word. Trace it three times.

Color the sight word.

every	know	once
know	an	know
could	know	know

Cut and paste the word. Don't be tricked by empty boxes!

--	--	--	--	--	--	--	--

Find and highlight the sight word. Then read each sentence.

I know the answer!

Do you know my mom?


o	k
n	
	w

© A Teachable Teacher

# editable \* autofill

## SIGHT WORD PRINTABLES

One page per 2 sight words



Name \_\_\_\_\_

### Let's Compare Sight Words

1. Rainbow write the words with red, blue, and yellow.

every this

2. Circle the letters in one word. Underline the letters in the other word.

a b c d e f g h i j k l m n o p q r s t u v w x y z

3. Write the letters in the boxes to make the word.





4. Cut, match, and paste the words into the boxes below.

every	this	every	this

every

this

every

an

this

every

© A Teachable Teacher

# SIGHT WORD PRINTABLES

# Color by sight word





# editable \* autofill








## SIGHT WORD PRINTABLES

### Fluency Tables

Name \_\_\_\_\_

### April Sight Words Fluency Table













Let's warm up! Point and read each word. Then color code the words in the table.

know	by	every	th
●	●	●	●
			
egg	rainbow	flower	bunny
Ready, Set, Go! Read three times. Color a happy face.			
an	this		ev
by	every	an	
	know	by	
an		this	
every	an	by	
an	this	know	

Name \_\_\_\_\_

### April Sight Words Fluency Table 2

Let's warm up! Point and read each word. Then color code the words in the table.

just	once	with	could	had
●	●	●	●	●
				
egg	rainbow	flower	bunny	Earth
Ready, Set, Go! Read three times. Color a happy face each time you read.				
with		just	had	once
could	once	had		just
	with	just	once	could
had	could	had	with	
	once	just	could	once
once	had		just	

© A Teachable Teacher



# editable \* autofill

## SIGHT WORD PRINTABLES

### Fluency Sentences

Three sample printable worksheets are shown, overlapping each other. The central worksheet is titled "Bunny Sentence Fluency" and features a green header with a name field and a green title bar. Below the title bar is a green box with the instruction "Find and circle the sight words in the sentences. Then read the page 5 times." followed by a row of sight words: "could", "once", "had", "just", and "with". The main body of the worksheet contains five green boxes with the following sentences: "Beth just likes pizza.", "She had a dog.", "I like peanut butter with jelly.", "I went to the pool once.", and "Could you please bring that?". At the bottom of the worksheet are five small Easter egg icons. The other two worksheets, "Easter Egg Sentence Fluency" and "Earth Sentence Fluency", are partially visible behind it, showing similar layouts with sight words and sentences. The "Earth Sentence Fluency" worksheet also features a cartoon character of the Earth holding a book.

Name

**Bunny Sentence Fluency**

Find and circle the sight words in the sentences. Then read the page 5 times.

could once had just with

Beth just likes pizza.

She had a dog.

I like peanut butter with jelly.

I went to the pool once.

Could you please bring that?

© A Teachable Teacher

# editable \* autofill

## SIGHT WORD PRINTABLES

### Sight Words + Beginning Sounds

Name <span style="background-color: #90EE90; padding: 2px 10px;"> </span>		
<b>Beginning Sounds Sight Words</b>		
Write the beginning sound under each picture. Color a rainbow each time you read the page.		
		
		
		
		
		
		

# editable \* autofill

# SIGHT WORD PRINTABLES

## Assessment Materials

Student Page

April Sight Word Assessment




had	could
by	with
once	every
an	just
know	an
just	this
could	every
this	by
with	know
every	had

Students read this page...



Name \_\_\_\_\_ Date \_\_\_\_\_

April Sight Word Assessment




Students need to read each word (within two seconds) three times to achieve mastery.  
Words that are circled were missed and require more practice.

had	could	an	by	with	once
once	every	once	an	just	could
know	an	had	just	this	know
could	every	by	this	by	this
with	know	with	every	had	just

Score: \_\_\_\_\_


© A Teachable Teacher

while you score this page



Name \_\_\_\_\_ Date \_\_\_\_\_

April Sight Word Assessment



Students need to read each word (within two seconds) three times to achieve mastery.  
Words that are circled were missed and require more practice.

had	could	an	by	with	once
once	every	once	an	just	could
know	an	had	just	this	know
could	every	by	this	by	this
with	know	with	every	had	just

Score: \_\_\_\_\_

© A Teachable Teacher