

✓ 36 Editable autofill pages

✓ Practice ANY 10 sight words at a time in a fun, seasonal way

✓ Clickable table of contents for easy navigation

✓ Ideal for Kindergarten, 1<sup>st</sup> grade, & intervention

# What If It Was This Easy? 🤯

You spent **5 minutes** typing  
in sight words +  
information...

and ✨**POOF!**✨

**EVERYTHING** you need to  
teach + practice sight words  
**for the entire month of**  
**April** is ready! 🙌

**Just print and teach!**  
***THIS*** product does it **ALL** for  
you! 🙌

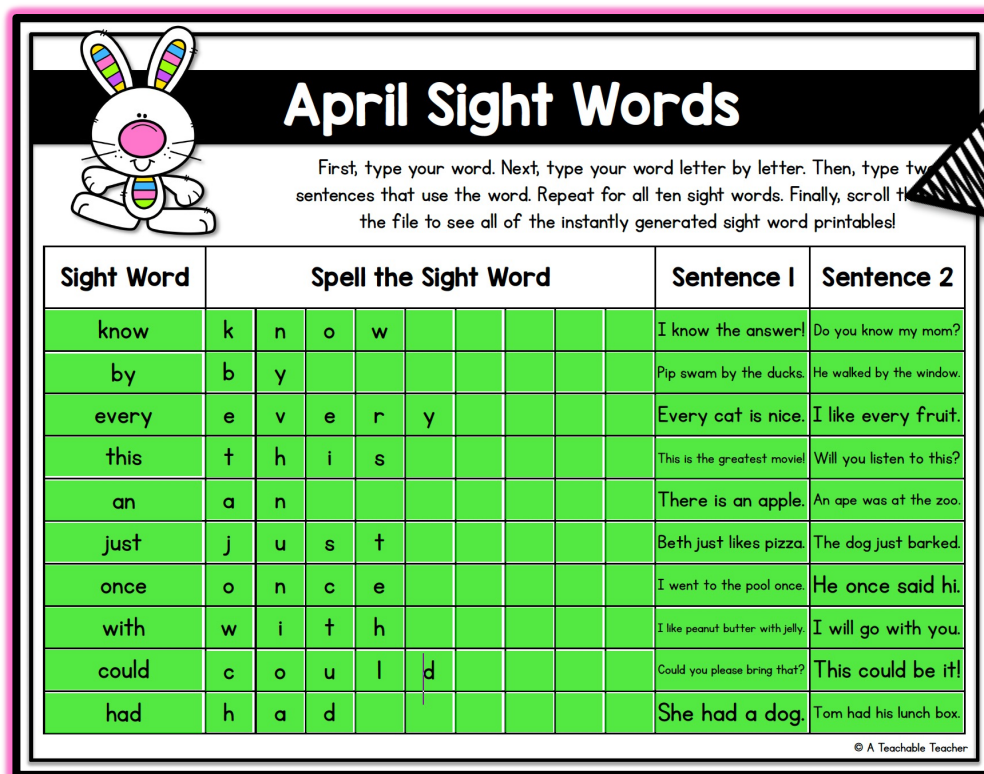
# Autofill Magic ✨

**Just type 10 words & 2 sentences per word...**

💡 **30+ pages PER theme are generated instantly!**

✅ **Open in Adobe Reader & everything autofills for you!**

✅ **No special fonts or software needed!**



**April Sight Words**

First, type your word. Next, type your word letter by letter. Then, type two sentences that use the word. Repeat for all ten sight words. Finally, scroll to the bottom of the file to see all of the instantly generated sight word printables!

Sight Word	Spell the Sight Word								Sentence 1	Sentence 2
know	k	n	o	w					I know the answer!	Do you know my mom?
by	b	y							Pip swam by the ducks.	He walked by the window.
every	e	v	e	r	y				Every cat is nice.	I like every fruit.
this	t	h	i	s					This is the greatest movie!	Will you listen to this?
an	a	n							There is an apple.	An ape was at the zoo.
just	j	u	s	t					Beth just likes pizza.	The dog just barked.
once	o	n	c	e					I went to the pool once.	He once said hi.
with	w	i	t	h					I like peanut butter with jelly.	I will go with you.
could	c	o	u	l	d				Could you please bring that?	This could be it!
had	h	a	d						She had a dog.	Tom had his lunch box.

© A Teachable Teacher

**\*All text highlighted in green is editable**

# ALL Editable & Thematic for April!

## Included:

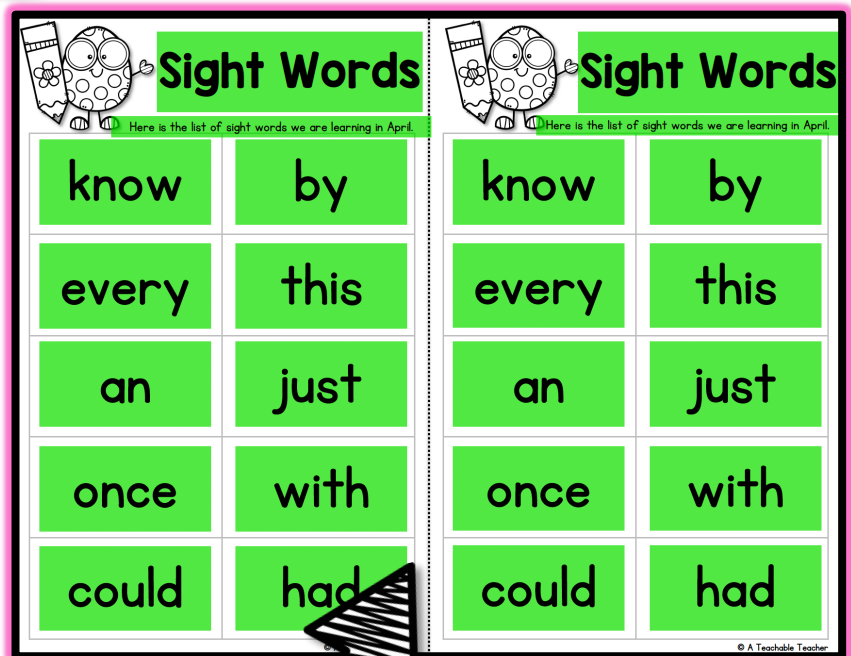
- ✓ Sight Word Posters
- ✓ Word lists
- ✓ Flashcards
- ✓ Single-word pages
- ✓ Sight word comparison pages
- ✓ Color-by-word printables
- ✓ Fluency tables & fluency sentences
- ✓ Phonics-based activities
- ✓ Assessments



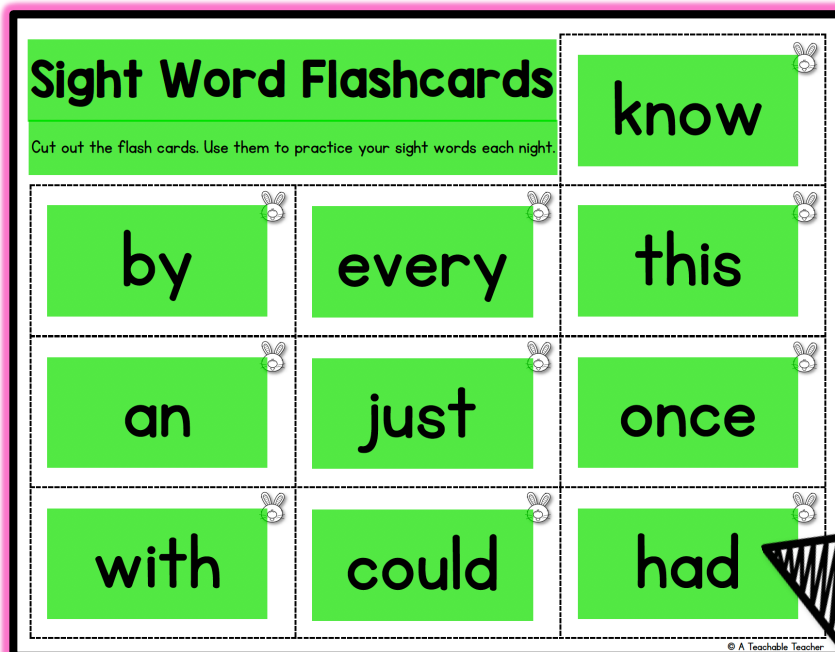
# Posters, Word Lists, & Flashcards



Sight word posters  
for display




Word lists  
for home or  
folders



Flashcards  
for centers  
and practice

\*All text highlighted in green is editable

# Hands-On Sight Word Worksheets



Name

## Let's Learn: know

Read the word. Trace it three times.

Color the sight word.

every	know	once
know	an	know
could	know	know

Cut and paste the word. Don't be tricked by empty boxes!

--	--	--	--	--	--	--	--	--


Find and highlight the sight word. Then read each sentence.

I know the answer!

Do you know my mom?


o n    w	k      w
-------------------------	----------------------------


One page per sight word: trace, color, build, & read in context



© A Teachable Teacher

Comparison pages help develop visual word recognition





Name

## Let's Compare Sight Words

1. Rainbow write the words with red, blue, and yellow.

2. Circle the letters in one word. Underline the letters in the other word.

3. Write the letters in the boxes to make the word.

4. Cut, match, and paste the words into the boxes below.

every this every an this every	every this every an this every
---	---

© A Teachable Teacher

\*All text highlighted in green is editable

# Color by Sight Word & Phonics Pages

**Themed,  
seasonal  
color-by-sight  
word designs  
to make  
learning fun**

[illegible]

**Phonics integration  
with beginning sounds  
to spell out the  
targeted sight words**

Name \_\_\_\_\_



Beginning Sounds Sight Words

Write the beginning sound under each picture. Color a rainbow each time you read the page.

<div style="background-color: #90EE90; padding: 5px; text-align: center;">  </div> <div style="height: 40px; border: 1px solid black;"></div>	<div style="background-color: #90EE90; padding: 5px; text-align: center;">  </div> <div style="height: 40px; border: 1px solid black;"></div>
<div style="background-color: #90EE90; padding: 5px; text-align: center;">  </div> <div style="height: 40px; border: 1px solid black;"></div>	<div style="background-color: #90EE90; padding: 5px; text-align: center;">  </div> <div style="height: 40px; border: 1px solid black;"></div>
<div style="background-color: #90EE90; padding: 5px; text-align: center;">  </div> <div style="height: 40px; border: 1px solid black;"></div>	<div style="background-color: #90EE90; padding: 5px; text-align: center;">  </div> <div style="height: 40px; border: 1px solid black;"></div>
<div style="background-color: #90EE90; padding: 5px; text-align: center;">  </div> <div style="height: 40px; border: 1px solid black;"></div>	<div style="background-color: #90EE90; padding: 5px; text-align: center;">  </div> <div style="height: 40px; border: 1px solid black;"></div>
<div style="background-color: #90EE90; padding: 5px; text-align: center;">  </div> <div style="height: 40px; border: 1px solid black;"></div>	<div style="background-color: #90EE90; padding: 5px; text-align: center;">  </div> <div style="height: 40px; border: 1px solid black;"></div>







© A Teachable Teacher



**\*All text highlighted in green is editable**

# Fluency Tables & Sentences

Name \_\_\_\_\_

## April Sight Words Fluency Table

Let's warm up! Point and read each word. Then color code the words in the table.

know	by	every	this	an
●	●	●	●	●
				
egg	rainbow	flower	bunny	Earth
Ready, Set, Go! Read three times. Color a happy face each time you read.				
an	this		every	know
by	every	an	this	
	know	by	by	every
an		this	know	know
every	an	by	this	by
an	this	know		

© A Teachable Teacher

Fluency  
tables for  
rapid sight  
word  
recognition

Fluency sentences to  
build confidence and  
provide context to  
each sight word

Name \_\_\_\_\_

## Bunny Sentence Fluency



Find and circle the sight words in the sentences. Then read the page 5 times.

could once had just with

Beth just likes pizza.

She had a dog.

I like peanut butter with jelly.

I went to the pool once.

Could you please bring that?



© A Teachable Teacher

\*All text highlighted in green is editable



# Assessments That Match Your Words

Student Page

**April Sight Word Assessment**

had	could	an
by	with	once
once	every	once
an	just	could
know	an	had
just	this	know
could	every	by
this	by	this
with	know	with
every	had	just

© A Teachable Teacher

One page for students to read

Fully editable to match your weekly or monthly lists

Half sheet page to save on ink for teacher scoring for your records

Track growth across weeks/months - perfect for RTI & report cards

\*All text highlighted in green is editable

Name \_\_\_\_\_ Date \_\_\_\_\_

**April Sight Word Assessment**

Students need to read each word (within two seconds) three times to achieve mastery.  
Words that are circled were missed and require more practice.

had	could	an	by	with	once
once	every	once	an	just	could
know	an	had	just	this	know
could	every	by	this	by	this
with	know	with	every	had	just

Score: \_\_\_\_\_

© A Teachable Teacher

---

Name \_\_\_\_\_ Date \_\_\_\_\_

**April Sight Word Assessment**

Students need to read each word (within two seconds) three times to achieve mastery.  
Words that are circled were missed and require more practice.

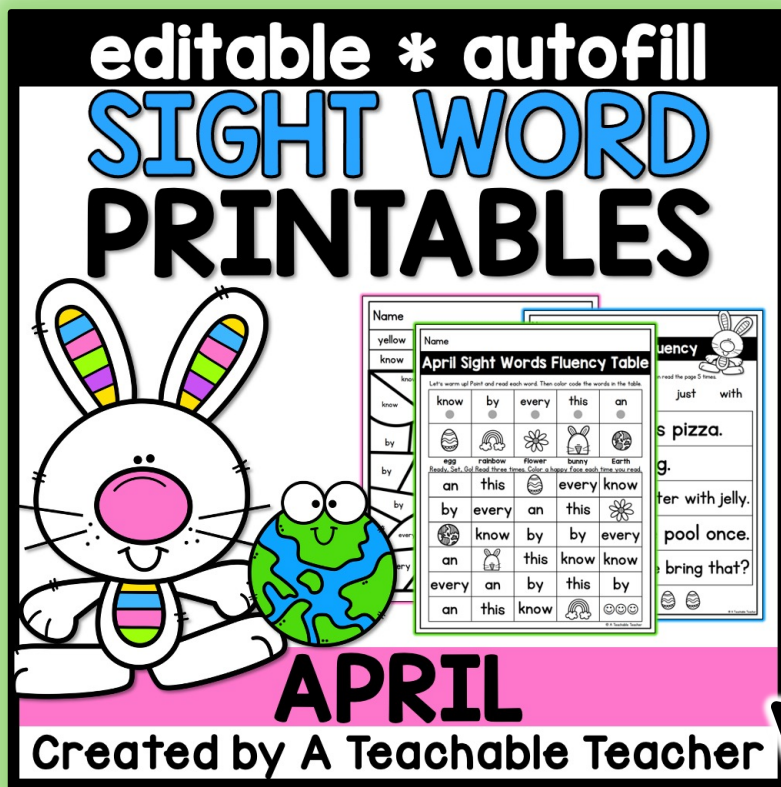
had	could	an	by	with	once
once	every	once	an	just	could
know	an	had	just	this	know
could	every	by	this	by	this
with	know	with	every	had	just

Score: \_\_\_\_\_

© A Teachable Teacher

# Ready to Make Sight Word Practice Engaging?


- ✓ 36 editable autofill pages
- ✓ Just type, print, & teach
- ✓ Clickable table of contents
- ✓ Assessments included



Click *Add to Cart* & start practicing sight words in an engaging & seasonal way!



# Want Seasonal Sight Word Practice for the Whole Year?



Get all 12 seasonal sight word practice at a discounted bundle price!

Click ***HERE*** & get a full year of sight word practice you can customize to fit your needs!

