

editable \* autofill

# SIGHT WORD PRINTABLES



Name \_\_\_\_\_

### November Sight Words Fluency Table 2

Let's warm up! Point and read each word. Then color code the words in the table.

his ●	her ●	because ●	is ●	and ●
 pumpkin	 corn	 turkey	 hay	 pie

Ready, Set, Go! Read three times. Color a happy face each time you read.

because		his	and	her
is	her	and		his
is	because		her	is
and		his	because	and
his	her	because	is	
	and	his	her	😊😊😊

© A Teachable Teacher

is blue

© A Teachable Teacher

# NOVEMBER

Created by A Teachable Teacher

# editable \* autofill

## SIGHT WORD PRINTABLES

### WHAT IF... 🤔

You spent **5 minutes** typing in sight words + information...

and **POOF!**

**EVERYTHING** you need to teach + practice sight words **for the entire month** is ready! 🙌

**Just print, and teach!**

**THAT** is what this packet does for you! 🙌🙌

# editable \* autofill

## SIGHT WORD PRINTABLES

**ALL** editable and thematic

posters

word lists

flashcards

single sight word pages

sight word comparison

pages

color by sight word

sight word fluency

tables

sight word fluency


sentences

assessments

# editable \* autofill

## SIGHT WORD PRINTABLES

Enter your info below



### November Sight Words

First, type your word. Next, type your word letter by letter. Then, type two sentences that use the word. Repeat for all ten sight words. Finally, scroll through the file to see all of the instantly generated sight word printables!

Sight Word	Spell the Sight Word							Sentence 1	Sentence 2
there	t	h	e	r	e			Are you there?	There is the cat!
was	w	a	s					Was she ok?	Where was that?
said	s	a	i	d				I like what she said.	She said hello.
little	l	i	t	t	l	e		The cat is little.	Look at the little kid.
all	a	l	l					Look at all of the pets.	I like you all!
his	h	i	s					That is his pencil.	She likes his hair.
her	h	e	r					Do you know her?	We like her.
because	b	e	c	a	u	s	e	I like you because you are kind.	I am hot because the sun is out.
is	i	s						Where is she?	Is she there?
and	a	n	d					Do you like cats and dogs?	I like water and juice.

© A Teachable Teacher

30+ pages will instantly generate for you!

# editable \* autofill

## SIGHT WORD PRINTABLES

Posters & lists



**Sight Words**

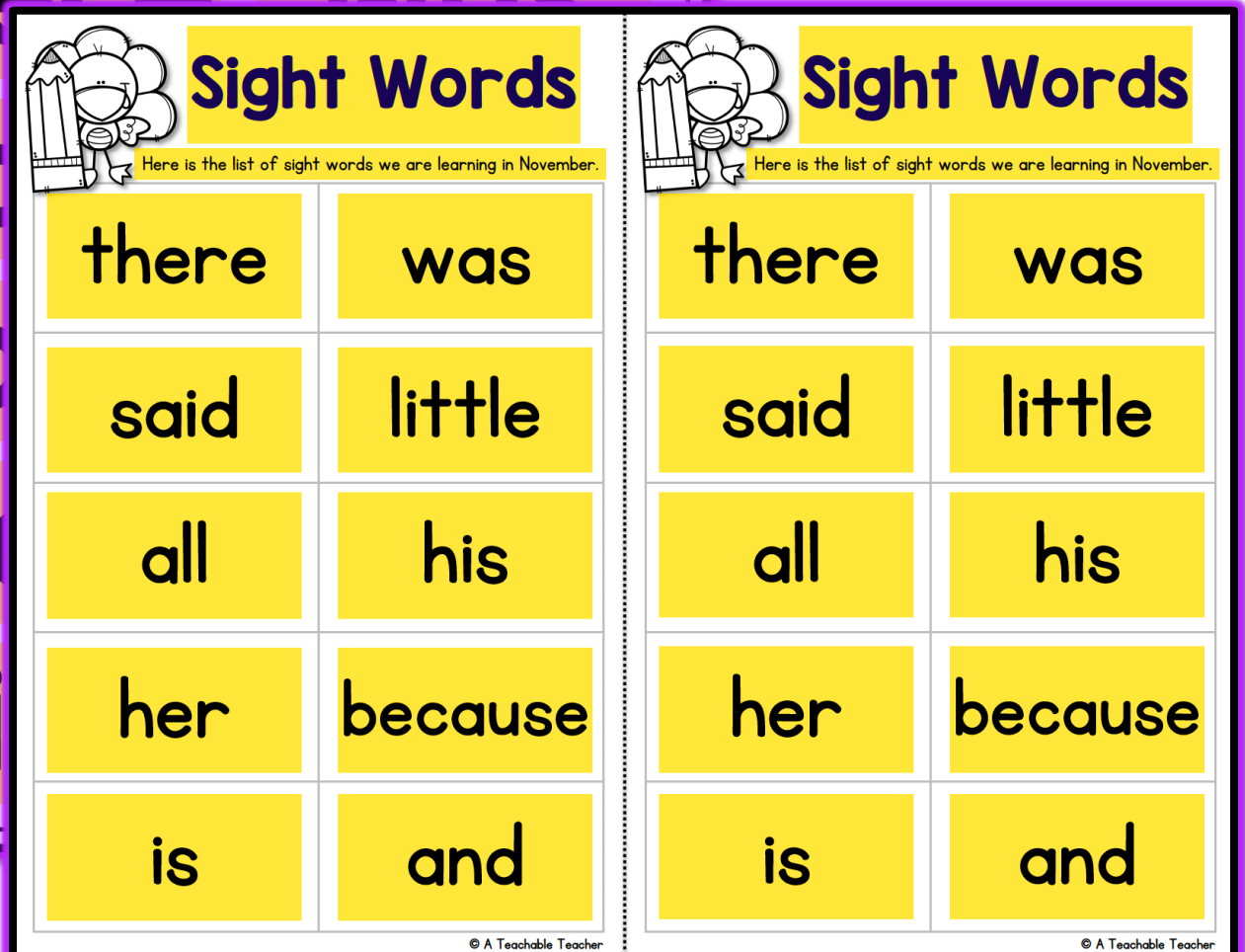
there was

so

a

he

i



**Sight Words**

Here is the list of sight words we are learning in November.

there	was
said	little
all	his
her	because
is	and

© A Teachable Teacher

# editable \* autofill

# SIGHT WORD PRINTABLES

Flashcards for student practice!

## Sight Word Flashcards

Cut out the flash cards. Use them to practice your sight words each night.

was

said

there

little

all

his

her

because

is


and

© A Teachable Teacher

# editable \* autofill

## SIGHT WORD PRINTABLES

One page per sight word



Name

### Let's Learn: there

Read the word. Trace it three times.

Color the sight word.

said	there	her
there	all	there
is	there	there

Cut and paste the word. Don't be tricked by empty boxes!

<input type="text"/>	<input type="text"/>	<input type="text"/>	<input type="text"/>	<input type="text"/>	<input type="text"/>	<input type="text"/>	<input type="text"/>
----------------------	----------------------	----------------------	----------------------	----------------------	----------------------	----------------------	----------------------

Find and highlight the sight word. Then read each sentence.

Are you there?

There is the cat!


© A Teachable Teacher

e	t
h	
	r
e	

# editable \* autofill


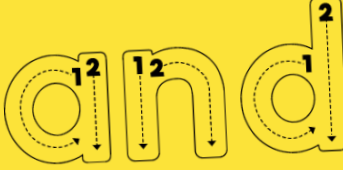
## SIGHT WORD PRINTABLES

One page per 2 sight words

 Name




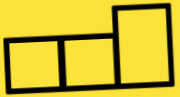
### Let's Compare Sight Words

1. Rainbow write the words with red, blue, and yellow.

2. Circle the letters in one word. Underline the letters in the other word.  
a b c d e f g h i j k l m n o p q r s t u v w x y z

3. Write the letters in the boxes to make the word.

4. Cut, match, and paste the words into the boxes below.

said      little      said      little

© A Teachable Teacher

said

little

said

all

little

said





# editable \* autofill





# SIGHT WORD PRINTABLES

## Fluency Tables




Name \_\_\_\_\_

### November Sight Words Fluency Table

Let's warm up! Point and read each word. Then color code the words in the table.

there	was	said	little
●	●	●	●
			
pumpkin	corn	turkey	pie






Ready, Set, Go! Read three times. Color a happy face for each word.

all	little		said
was	said	all	little
little	there	all	was
	was	little	there
said	all		was
all	was	there	all








Name \_\_\_\_\_

### November Sight Words Fluency Table 2

Let's warm up! Point and read each word. Then color code the words in the table.

his	her	because	is	and
●	●	●	●	●
				
pumpkin	corn	turkey	hay	pie

Ready, Set, Go! Read three times. Color a happy face each time you read.

because		his	and	her
is	her	and		his
is	because		her	is
and		his	because	and
his	her	because	is	
	and	his	her	

© A Teachable Teacher

# editable \* autofill

## SIGHT WORD PRINTABLES


### Fluency Sentences

**Turkey Sentence Fluency**  
Find and circle the sight words in the sentences. Then read the page five times.

Name \_\_\_\_\_

all      w

Are you  
Look at  
Was she  
The cat  
I like




**Pie Sentence Fluency**  
Find and circle the sight words in the sentences. Then read the page five times.

Name \_\_\_\_\_

is      because

il.  
d dogs?  
are kind.  
?  
?




**Scarecrow Sentence Fluency**  
Find and circle the sight words in the sentences. Then read the page five times.

Name \_\_\_\_\_

all	was	there	her	little
said	because	is	and	his

There is the cat!  
She likes his hair.  
I like you all!  
We like her.  
She said hello.  
I am hot because the sun is out.  
Where was that?  
Is she there?  
I like water and juice.  
Look at the little kid.















© A Teachable Teacher

# editable \* autofill

## SIGHT WORD PRINTABLES

### Sight Words + Beginning Sounds

Name <input type="text"/>		
Beginning Sounds Sight Words		
Write the beginning sound under each picture. Color corn each time you read the page.		
 <input type="text"/>	 <input type="text"/>	
 <input type="text"/>	 <input type="text"/>	
 <input type="text"/>	 <input type="text"/>	
 <input type="text"/>	 <input type="text"/>	
 <input type="text"/>	 <input type="text"/>	
		
<small>© A Teachable Teacher</small>		


# editable \* autofill

# SIGHT WORD PRINTABLES

## Assessment Materials

Student Page

November Sight Word Assessment




and	is	all
was	because	her
her	said	his
all	his	there
there	all	his
his	little	is
is	said	little
little	was	because
because	there	said
said	and	

Students read this page...



Name \_\_\_\_\_ Date \_\_\_\_\_

November Sight Word Assessment




Students need to read each word (within two seconds) three times to achieve mastery. Words that are circled were missed and require more practice.

and	is	all	was	because	her
her	said	her	all	his	is
there	all	and	his	little	there
is	said	was	little	was	little
because	there	because	said	and	his

Score: \_\_\_\_\_

Name \_\_\_\_\_ Date \_\_\_\_\_

November Sight Word Assessment



Students need to read each word (within two seconds) three times to achieve mastery. Words that are circled were missed and require more practice.

and	is	all	was	because	her
her	said	her	all	his	is
there	all	and	his	little	there
is	said	was	little	was	little
because	there	because	said	and	his


Score: \_\_\_\_\_

while you score this page



# IMPORTANT

**In order for the editable and auto-fill features to work properly, this file **MUST** be opened in Adobe Reader (free).**



**If you have opened this file in your Internet browser, Preview, or other PDF software, the editable and auto-fill features will not work.**

## HOW TO OPEN

- 1. Make sure you have Adobe Reader installed.**
  - Click **here** to download for free, if needed.
- 2. Go to your "Downloads" folder.**
- 3. Right click this file, choose "Open" and "Adobe Reader."**