

Halloween

PHONICS WORKSHEETS




24
pages

CVC words edition

Created By A Teachable Teacher

Name _____



Corn "E" Word Family

Directions: Look at the pictures in each row. Cross out the picture that is not in the same word family. After, write the words in each word family.

-ed			
-eg			
-en			
-et			

-ed family	-eg family	-en family	-et family
led ed			

Name _____



Sweet Treat

Directions: Cut, say, sort, paste.




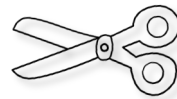
short o

short u




teachable

TEACH



clipart key
mop, bug, pod,
nut, sub, jog, mud



Name _____

Moonlit Middle

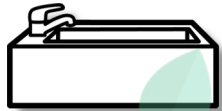
Directions: Look at the picture. Say the word.
Fill in the missing vowel sound. Then rewrite the word.



b

t

--	--	--



t

b

--	--	--



v

t


--	--	--



h

m


--	--	--



f

n


--	--	--



b

x

--	--	--




Name _____


Blending Bat

Directions: Blend to read. Then color or circle the matching picture. Finally, color the picture that matches the word.

p. a. d.



n. e. t.



h. i. t.



p. o. t.




s. u. n.




m. i. x.



b. e. d.



t. a. g.



Name _____

Color by Vowel Bats

Directions: Read the word. Then color according to the middle vowel sound.

a - green	e - blue	i - black	o - green	u - yellow
-----------	----------	-----------	-----------	------------

bob sod hot mob

hem led beg


web did kid jig rut

lip pit ten bun

rim men red zig pet

win tip jet bed bid sip

pal yes peg bat gas jab pat




Name _____

Beginning Boo!

Directions: Write the beginning sound under each picture. Then read the word.
Circle the picture that matches the word.













w i g								





Name _____

(Not So) Scary Spelling

Directions: Trace and read the word. Then write the rhyming word for each picture. Finally, read all the CVC words on the page. Repeat three times. Color a candy corn each time you read.

If I can spell...	...then I can spell
 mat	
 sun	
 hen	
 box	
 kid	
 rub	





Name _____

Trick-or-Choose

Directions: Look at the picture. Read the sentences. Color the bag next to the sentence that matches the picture. Then, read the whole page three times. Color a candy each time you read.



The cat has on a hat.




I can see a pet on top of a box.



Dad can mop the mat.



That kid has a bag.



A pup is in the big tub.



He will beg his mom.




This bat is in the web.



She will mix the jam.





Name _____

Silly Scramble

Directions: Unscramble and rewrite the sentence. Read the page 3 times. Color a candy corn each time you read.

see	I	a	 candy.	<u>red</u>
-----	---	---	--	------------

--	--	--	--	--

 pumpkins.	<u>ten</u>	There	<u>big</u>	are
---	------------	-------	------------	-----


--	--	--	--	--

The	a	has	spider 	<u>web.</u>
-----	---	-----	--	-------------


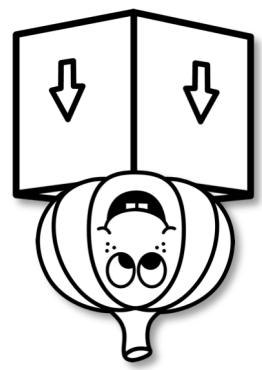
--	--	--	--	--

<u>cat</u>	That	a	ghost. 	is
------------	------	---	--	----

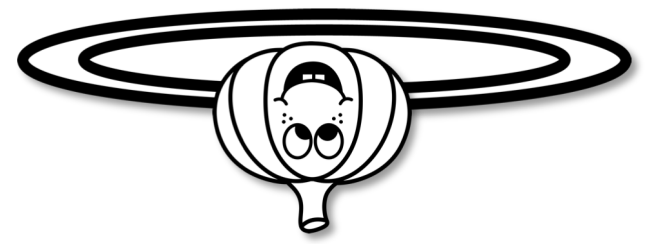
--	--	--	--	--




The pumpkin is on
the box.



The pumpkin is on
the mat.




The pumpkin is on
the rug.




The pumpkin is on
the bed.

The pumpkin is on
the bus.




The pumpkin is on
the kid.



cvc

The Pumpkin



Read by:

Color a pumpkin each time you read the story.

