

Halloween

PHONICS WORKSHEETS



CVC words edition

Created By A Teachable Teacher






✓ 24 no prep pages of decodable CVC practice

✓ Aligned with the Science of Reading


✓ Perfect for small groups, centers, or morning work

Ideal for Kindergarten, 1st grade, & intervention


Practice the Essential Phonics Skills




-  **Word families - reinforce patterns**
-  **Decoding & blending - read CVC words**
-  **Cut, Paste, Sort - interactive practice**
-  **Sentence Reading - apply phonics in context**
-  **Decodable Books - apply phonics in a story**

CVC Name _____

 **Web Words**


Directions: Use the word bank to fill in the word boxes, letter by letter. Then color a spider each time you read the page.

 bus wed dab gig fox
bam top run hem













  

© A Teachable Teacher

CVC Name _____

 **Creepy Cross Out**

Directions: Look at the picture. Cross out the picture that does not rhyme. Then write the rhyming words under the picture.

 map		
		
		
		

© A Teachable Teacher

Engaging Word Family & Phonics Activities

- ✓ Identify word families
- ✓ Circle sounds & build CVC words
- ✓ Write CVC words
- ✓ Hands-on phonics practice

CVC Name _____

Trick-or-Short o

Directions: Help the trick-or-treater by coloring ONLY the dots with the short o sound.

	pop	box	ki
wed	tap	log	nu
lid	job	not	ge
nod	cop	can	ja
mom	cot	fog	re

























BONUS: Read through the maze 3 times. Color a candy.



CVC Name _____

Blending Bat







Directions: Blend to read. Then color or circle the matching picture. Finally, color the picture that matches the word.

p. a. d				
n. e. t				
h. i. t				
p. o. t				
s. u. n				
m. i. x				
b. e. d				
t. a. g				

© A Teachable Teacher

Apply Phonics Skills in Context


- ✓ Read CVC words in decodable sentences
- ✓ Read CVC words in decodable books
- ✓ Supports fluency & comprehension

<p>There is a <u>web</u> on the <u>pad</u>.</p> 	<p>There is a <u>web</u> on the <u>fox</u>.</p> 
<p>There is a <u>web</u> on the <u>hen</u>.</p> 	<p>There is a <u>web</u> on the <u>kit</u>.</p> 
<p>There is a <u>web</u> on the <u>cub</u>.</p> 	<p>There is a <u>web</u> on the <u>log</u>.</p> 

The Web

Read by: _____

Color a spider each time you read the s.




© A Teachable Teacher

“Owl” Draw IT!

Directions: read the sentence. Next, draw a picture to match the sentence. Finally, read all the sentences on the page three times. Color a hat each time you read the page.

A <u>dog</u> can <u>sit</u> on the moon 🌙.	
The <u>man</u> put candy 🍬 in her <u>bag</u> .	
That ghost 👻 will <u>get</u> a <u>big</u> <u>sub</u> .	
A spider 🕷️ will <u>nap</u> in the <u>bin</u> .	
The <u>cat</u> and the <u>hen</u> fit by the <u>pumpkin</u> 🎃.	

Color a hat each time you read the page.




© A Teachable Teacher

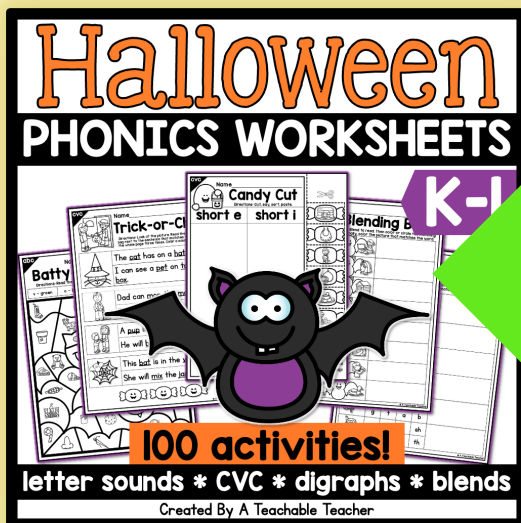
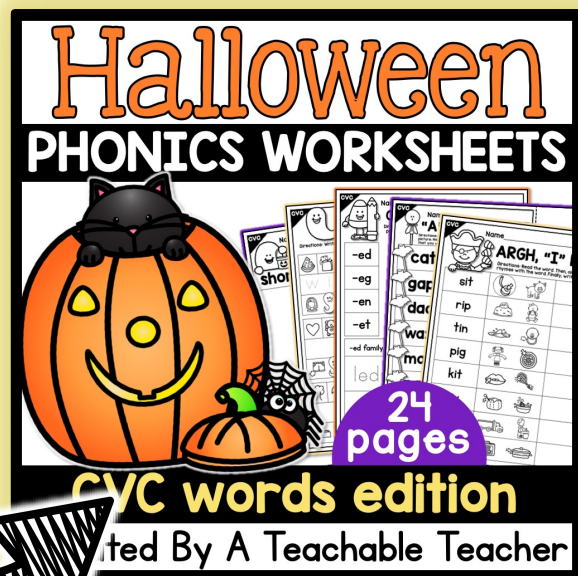


Save Time, Support Readers, & Make Phonics Fun!

- ✓ 25 No prep pages
- ✓ Engaging Halloween themes
- ✓ Systematic Phonics Progression
- ✓ Supports the Science of Reading



Click *Add to Cart* & get started today!



Like this set? Get the Halloween Bundle for 100 pages of phonics practice!