

# Halloween

a decodable resource

**Colorful Word Families**  
CVC Name \_\_\_\_\_  
Directions: Look at the pictures in each row. Cross out the picture that is not in the same word family. After, write the words in each word family.

-ub			
-ug			
-un			

**Easter Mystery**  
digraphs Name \_\_\_\_\_  
Directions: Read the word. Then, cut and paste the matching picture. Finally, write the word.

lash		lash
------	--	------

**"A"nimal**  
abc Name \_\_\_\_\_  
Directions: Look at the picture. Write the sound on the line. Trace the letter word.

	__ an	
	__ ab	
	__ ag	
	ap	
	ak	
	at	

**Candy Sentences**  
blends Name \_\_\_\_\_  
Directions: Look at the picture. Read the sentences. Color the marshmallow next to the sentence that matches the picture. Then, read the whole page three times. Color a chocolate bunny each time you read.

	Glen will try not to <u>crack</u> it.	
	He can <u>stack</u> them up on top of each other.	
	She can see <u>drops</u> out there.	
	I will put the <u>trash</u> in the can.	
	The hen likes to <u>cluck</u> .	
	Smith will <u>cram</u> a lot in his truck.	
	Fran will <u>skip</u> there.	
	There is a <u>frog</u> on the pad.	


© A Teachable Teacher

A PEEK INSIDE THE BUNDLE

Created By A Teachable Teacher

# Halloween

NO PREP • 100 PAGES • DECODABLE

 An engaging way to **practice** **phonics** skills.

 A **decodable** resource.

 Perfect for **differentiation**.

 Great for **small groups**.

 **Fun** for fast finishers.

 **No prep** for you.

 Engaging **Halloween** theme!

# Halloween

NO PREP • 100 PAGES • DECODABLE 

## SKILLS INCLUDED

- Beginning Sounds 25 pages
- CVC Words 25 pages
- Digraphs 25 pages
- Blends 25 pages

## DECODABLE READERS

included for every skill!

**SAVE 20%** - Get over 20% off  
and *\*easily\** differentiate  
phonics for all students!

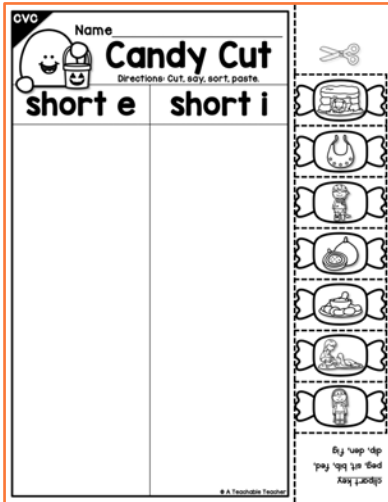




# Halloween

## TAKE A PEEK! CVC WORD FAMILIES

**Candy Cut**  
 Directions: Cut, say, sort, paste.  
 short e    short i



**Corn "E" Word Family**  
 Directions: Look at the pictures in each row. Cross out the picture that is not in the same word family. After, write the words in each word family.

-ed			
-eg			
-en			
-et			

-ed family    -eg family    -en family    -et family

led

**ARGH, "I" Rhyme**  
 Directions: Read the word. Then, circle the picture that rhymes with the word. Finally, write the rhyming word.

sit			pit
rip			
tin			
pig			
kit			
six			
dig			
kid			

**Trick-or-Short o**  
 Directions: Help the trick-or-treater get to the door by coloring ONLY the dots with a short o word.

	pop	box	kit	tub
wed	tap	log	nut	tan
lid	job	not	get	pin
nod	cop	can	jam	leg
mom	cot	fog	rot	

BONUS: Read through the maze 3 times. Color a candy each time you read.

**Moonlit Middle**  
 Directions: Look at the picture. Say the word. Fill in the missing vowel sound. Then rewrite the word.

	b	t	
	t	b	
	v	t	
	h	m	
	f	n	
	b	x	

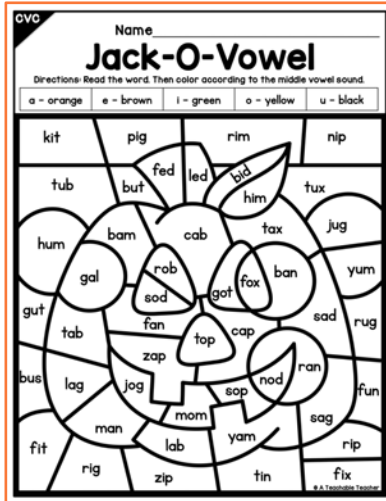
**"U" Choose**  
 Directions: Look at the picture. Circle the right beginning, middle, and ending sound to match. Finally, write the word.

	c	i	d
	s	u	b
	t	u	n
	s	a	m
	h	u	j
	n	e	g
	g	o	m
	p	u	l
	c	e	r
	q	u	t
	b	a	d
	p	u	v

**Creepy Cross Out**  
 Directions: Look at the picture. Cross out the picture that does not rhyme. Then write the rhyming words under the picture.

map		

**Jack-O-Vowel**  
 Directions: Read the word. Then color according to the middle vowel sound.  
 a - orange    e - brown    i - green    o - yellow    u - black



**Mystery Monster**  
 Directions: Fill in the missing letter. Then rewrite the word. At the end, read all the words that you wrote. Color a monster each time that you read the page.

	w	d		o	t
	wed				
	g	a		f	t
	gaf				
	u	g		m	e
	ug				
	m	p		i	b
	mp				

**Blending Bat**  
 Directions: Blend to read. Then color or circle the matching picture. Finally, color the picture that matches the word.

pad			
net			
hit			
pot			
sun			
mix			
bed			
tag			

**Trick-or-Choose**  
 Directions: Look at the picture. Read the sentence. Color the bag best to the sentence that matches the picture. Then, read the whole page three times. Color a candy each time you read.

	The cat has on a hat.	
	I can see a pet on top of a box.	
	Dad can mop the mat.	
	That kid has a bag.	
	A pup is in the big tub.	
	He will beg his mom.	
	This bat is in the web.	
	She will mix the jam.	

**"Owl" Draw It!**  
 Directions: Read the sentence. Next, draw a picture to match the sentence. Finally, read all the sentences on the page three times. Color a hat each time you read the page.

A dog can sit on the moon.	
The man put candy in her bag.	
That ghost will get a big sub.	
A spider will nap in the bin.	
The cat and the hen fit by the pumpkin.	















# Halloween

## TAKE A PEEK! DIGRAPHS EDITION

**Delicious Digraphs**

Directions: Look at the pictures in each row. Cross out the picture that is **not** the same digraph. After, write the words in each digraph column.

ck			
th			
sh			
ch			
ck	th	sh	ch
lock			

**Digraph Disguise**

Directions: Look at the picture. Circle the right beginning, middle, and ending sound to match. Finally, write the word.

	th	e	sh	
	t	a	m	
	b	a	th	
	p	i	ck	
	ck	u	p	
	ch	i	d	
	sh	e	b	
	p	u	d	
	n	i	ch	
	l	u	ck	
	m	a	t	
	k	o	th	








**Beginning Boo!**

Directions: Write the beginning sound under each picture. Then read the word. Circle the picture that matches the word.

							
sham							
							
							
							
							
							

**"CH" Lollipop List**

Directions: Read the word. Then, cut and paste the matching picture. Next, write the word. At the end, read all the words that you wrote. Color a candy each time you read the page.

chat	
Chad	
chip	
chug	
Rich	
chop	
chin	

**ARGH, Let's Rhyme**

Directions: Read the word. Then, circle the picture that rhymes with the word. Finally, write the rhyming word.

peck			neck
bash			
mock			
path			
tick			
rush			
lack			
cash			

**CK-or-Treat**


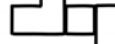

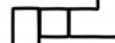





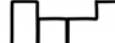


Directions: Help the trick-or-treater get to the door by coloring **ONLY** the dots with a words that have the digraph CK.

BONUS: Read through the maze 3 times. Color a candy each time you read.

	sock	chap	shin	them
	with	kick	with	rich
	peck	buck	thug	chap
	jock	wish	inch	sham
	wick	buck	rack	neck













**Digraph Dress-Up**

Directions: Look at the picture. Say the word. Fill in the missing digraph sound. Then rewrite the word.

	o	p	
	p	i	
	f	i	
	a	t	
	d	e	
	m	o	

**Creepy Cross Out**


Directions: Look at the picture. Cross out the picture that does **not** rhyme. Then write the rhyming words under the picture.

		
lock		
		
		
		

**Color-by-Digraph**

Directions: Read the word. Then color according to the digraph sound.

ch - black th - yellow sh - orange ck - purple



**Spooky Search**

Directions: Read the word bank. Then find each word in the word search.

thud	shag	jock	rich	mesh			
bash	with	muck	such	that			
t	h	a	t	b	e	j	g
s	u	c	h	i	n	o	k
l	r	u	m	a	c	n	
q	t	i	d	o	s	k	u
w	d	c	z	a	m	i	o
s	h	a	g	e	x	w	
t	y	e	b	a	s	h	u
h	m	u	c	k	h		c

**Mystery Monster**

Directions: Fill in the missing letter. Then rewrite the word. At the end, read all the words that you wrote. Color a monster each time that you read the page.

	u	g		t	ck	
chug						
	w	sh		a	th	
	b	a		ch	p	
	p	a			o	p

**(Not So) Scary Spelling**

Directions: Trace and read the word. Then write the rhyming word for each picture. Finally, read all the words on the page. Repeat Three Times. Color a candy corn each time you read.

If I can spell...	...then I can spell
 buck	
 dish	
 bath	
 cash	
 pack	
 neck	

# Halloween

## TAKE A PEEK! BLENDS EDITION

Name \_\_\_\_\_

### Candy Cut

Directions: Cut, say, sort, paste.

r blend	s blend

cut  
paste  
brush, frog, pen, stick, key

Name \_\_\_\_\_

### Robot R Blends

Directions: Look at the pictures in each row. Cross out the picture that is does not have the same beginning R Blend. After, write the words in each R Blend column.

br			
tr			
cr			
dr			

br	tr	cr	dr
brush			

Name \_\_\_\_\_

### ARGH, Read & Match

Directions: Read the word. Then, circle the picture that matches the word. Finally, rewrite the word.

club			club
drop			
scan			
smog			
flash			
truck			
stem			
sled			

Name \_\_\_\_\_

### Sweet Treat

Directions: Cut, say, sort, paste.

Beginning blend	No Beginning blend

cut  
paste  
brush, frog, pen, stick, key

Name \_\_\_\_\_

### Bizarre Blends

Directions: Look at the picture. Say the word. Fill in the missing blend sound. Then rewrite the word.

	e p	
	i p	
	a g	
	o g	
	i p	
	a b	

Name \_\_\_\_\_

### Bag of Blends

Directions: Look at the picture. Say the picture. Then circle the right sounds to match. Finally, write the word.

	t	h	e	p
	l	r	a	d
	c	m	o	ck
	s	n	a	sh
	f	l	i	t
	t	n	a	k
	s	m	a	p
	c	n	u	g
	j	r	i	d
	g	t	a	b
	s	f	o	sh
	h	l	u	th

Name \_\_\_\_\_

### Blending Bat

Directions: Blend to read. Then color or circle the matching picture. Finally, write the word you read.

brush			
snap			
flex			
crack			
spin			
plus			
drum			
clam			

Name \_\_\_\_\_

### Color-by-Blend

Directions: Read the picture. Then color according to the blend sound.

l blends - black    r blends - yellow    s blends - gray

Name \_\_\_\_\_

### Franken-Mess

Directions: Unscramble the letters to make a word. Write the word underneath. Then, circle the picture that matches the word.

ck l b a g a b r m g o s					
u r sh b n ck s a l o th s					
i ck t s f t a l sh s t r					

Name \_\_\_\_\_

### Trick-or-Choose

Directions: Look at the picture. Read the sentences. Color the big next to the sentence that matches the picture. Then, read the whole page three times. Color a candy each time you read.

	I can <u>clip</u> the <u>stem</u> .	<input type="checkbox"/>
	Glen will <u>stack</u> the <u>flash</u> on the top of the <u>brick</u> .	<input type="checkbox"/>
	She will <u>clap</u> when <u>Brad</u> runs on the <u>track</u> .	<input type="checkbox"/>
	The <u>frog</u> and <u>crab</u> are on the <u>step</u> .	<input type="checkbox"/>
	My <u>Gran</u> has a <u>black club</u> .	<input type="checkbox"/>
	He will take his <u>sled</u> on the <u>slick spot</u> .	<input type="checkbox"/>
	She is <u>glad</u> to have a <u>clock</u> .	<input type="checkbox"/>
	He will <u>trot</u> by the <u>clam</u> .	<input type="checkbox"/>

Name \_\_\_\_\_

### "Owl" Draw It!

Directions: Read the sentence. Next, draw a picture to match the sentence. Finally, read all the sentences on the page three times. Color a hat each time you read the page.

The <u>black spider</u> got <u>stuck</u> in her <u>web</u> .	
He will <u>brag</u> about his <u>stash</u> of <u>candy</u> .	
The <u>monster</u> can <u>snap</u> that <u>big stick</u> .	
I will <u>grab</u> a <u>slim pumpkin</u> .	
The <u>ghost</u> will <u>grin</u> at the <u>snack</u> she gets.	

Name \_\_\_\_\_

### Silly Scramble

Directions: Unscramble and rewrite the sentence. Read the page 3 times. Color a candy each time you read.

can	A	spider	clap	not
ghost	trick	The	will	them.
you	Can	stack	the	candy?
very	pumpkins	are	fresh	The



# Halloween

TAKE A PEEK!  DECODABLE READERS

