

Halloween

PHONICS WORKSHEETS



digraphs edition

Created By A Teachable Teacher






✓ 25 no-prep pages of decodable digraphs practice

✓ Aligned with the Science of Reading

✓ Perfect for small groups, centers, or morning work

Ideal for Kindergarten, 1st grade, & intervention















Practice the Essential Phonics Skills


-  **Beginning & Ending Digraphs**
-  **Decoding & blending - read short vowel words with digraphs**
-  **Cut, Paste, Sort - interactive practice**
-  **Sentence Reading - apply phonics in context**
-  **Decodable Books - apply phonics in a story**

digraphs Name _____

"CH" Lollipop List

Directions: Read the word. Then, cut and paste the matching picture. Next, write the word. At the end, read all the words that you wrote. Color a candy each time you read the page.

















 chat			
 Chad			
 chip			
 chug			
 Rich			
 chop			
 chin			


 © A Teachable Teacher

digraphs Name _____

Trick-or-Choose

Directions: Look at the picture. Read the sentences. Color the bag next to the sentence that matches the picture. Then, read the whole page three times. Color a candy each time you read.

	Chad went on a big <u>ship</u> .	
	I put <u>that thin sham</u> on the rack.	
	He <u>shut the shed with a thud</u> .	
	Beck will make a <u>wish</u> .	
	Jack went on the <u>path with them</u> .	
	She will <u>shop with her cash</u> .	
	<u>That duck</u> is by the <u>dock</u> .	
	Rich has a bad <u>rash</u> .	

 © A Teachable Teacher









Engaging Digraphs & Phonics Activities

- ✓ Identify beginning & ending digraphs
- ✓ Circle sounds & build digraph words
- ✓ Write digraph words
- ✓ Hands-on phonics practice

digraphs Name _____

Delicious Digraphs








Directions: Look at the pictures in each row. Cross out the picture that is does not have the same digraph. After write the words in each digr

ck		
th		
sh		
ch		
ck	th	sh
lock		


digraphs Name _____

Digraph Disguise

Directions: Look at the picture. Circle the right beginning, middle, and ending sound to match. Finally, write the word.

	th	e	sh	
	t	a	m	
	b	a	th	
	p	i	ck	
	ck	u	p	
	ch	i	d	
	sh	e	b	
	p	u	d	
	n	i	ch	
	l	u	ck	
	m	a	t	
	k	o	th	

© A Teachable Teacher



Cut, Sort, Match, and Write!

- ✓ Identify digraph words
- ✓ Cut, sort, & paste digraph words
- ✓ Reinforces phonemic awareness
- ✓ Great for literacy centers

digraphs Name _____

"CH" Lollipop List

Directions: Read the word. Then, cut and paste the matching picture. Next, write the word. At the end, read all the words that you wrote. Color a candy each time you read the page.

chat		
Chad		
chip		
chug		
Rich		
chop		
chin		

© A Teachable Teacher

digraphs Name _____

Candy Cut

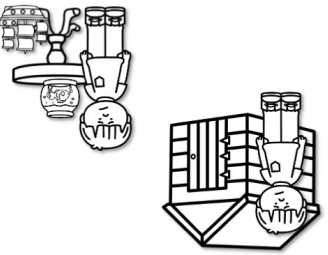







Directions: Cut, say, sort, paste.

beginning sh	ending sh

clipart key
ship
dish, shed, wish,
cash, shop, shut,
© A Teachable Teacher

Apply Phonics Skills in Context

- ✓ Read digraph words in decodable sentences
- ✓ Read digraph words in decodable books
- ✓ Supports fluency & comprehension

<p>It is not by his fish or ship.</p> 	<p>He will rush to look for it.</p> 
<p>The candy corn is not in his shed.</p> 	<p>There is Josh's candy corn?</p> 
<p>Josh's candy corn is in a <u>dish</u>!</p>  <p>The <u>dish</u> is by his <u>sham</u> on his bed.</p> 	<p>Candy Corn</p>  <p>Read by: _____</p> <p>Color a bag each time you read the st</p> 


© A Teachable Teacher

Name _____


"Owl" Draw IT!

Directions: read the sentence. Next, draw a picture to match the sentence. Finally, read all the sentences on the page three times. Color a hat each time you read the page.

<p>The <u>moth</u> will <u>rush</u> to go by the <u>thin</u> moon 🌙.</p>	
<p><u>Nick</u> has a <u>sack</u> with so much candy 🍬!</p>	
<p>That <u>spider</u> 🕷️ is on the <u>back</u> of the <u>shed</u>.</p>	
<p>I will <u>dash</u> to <u>pick</u> out my <u>pumpkin</u> 🎃.</p>	
<p><u>Josh</u> will <u>chat</u> with this <u>ghost</u> 👻.</p>	



© A Teachable Teacher




No Prep Needed - Just Print & Go!

25 Differentiated Activities in a fun Halloween theme


Use For:

- ✓ Small Groups
- ✓ Intervention
- ✓ Literacy Centers
- ✓ Morning Work
- ✓ Early Finishers

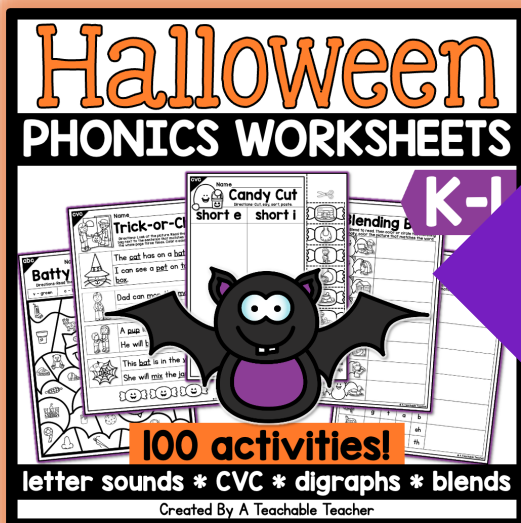
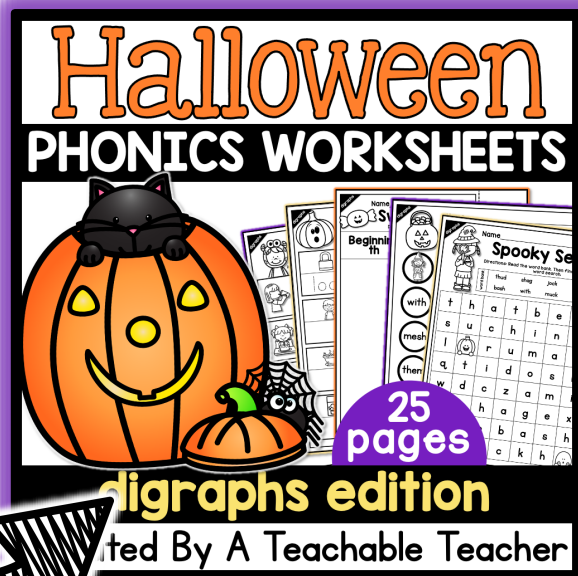


Save Time, Support Readers, & Make Phonics Fun!

- ✓ 25 No-prep pages
- ✓ Engaging Halloween themes
- ✓ Systematic Phonics Progression
- ✓ Supports the Science of Reading



Click *Add to Cart* & get started today!



Like this set? Get the Halloween Bundle for 100 pages of phonics practice!