

# Halloween

## PHONICS WORKSHEETS



letter sounds edition

Created By A Teachable Teacher

Name \_\_\_\_\_



# Candy Cut

Directions: Sort the picture by beginning sound.



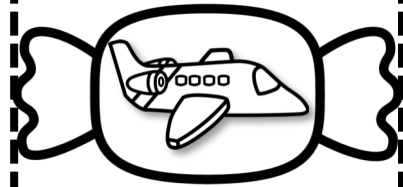

## Gg

## Jj




teachable

# TEACH




clipart key  
game, jelly, gas,  
juggle, jet, ghost,  
gate



Name \_\_\_\_\_

# Franken-Mess


Directions: Look at the picture. Say the word. Circle the letter that represents the beginning sound.



e



i



g



b



w




v



k




h




y




u




p




q




i




e



z




x



g




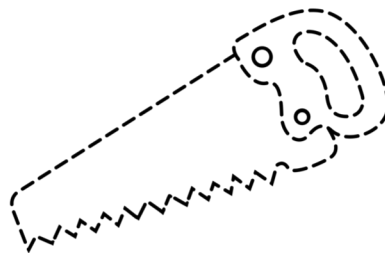



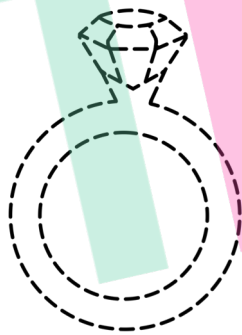

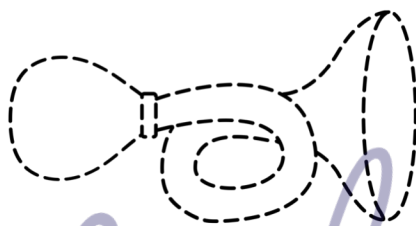

y



Name \_\_\_\_\_

# "Owl" Draw It!


Directions: Trace the picture. Then write the beginning sound next to the picture.



teachable  
TEACHER



Name \_\_\_\_\_






# Web Words


Directions: Look at the picture. Say the word. Write the beginning sound under the web.



Ww

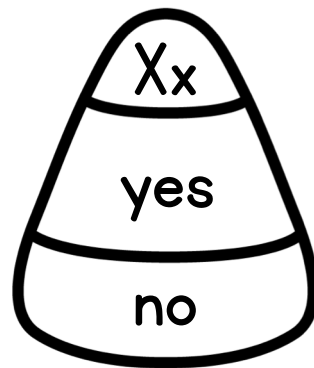
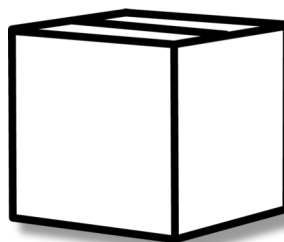
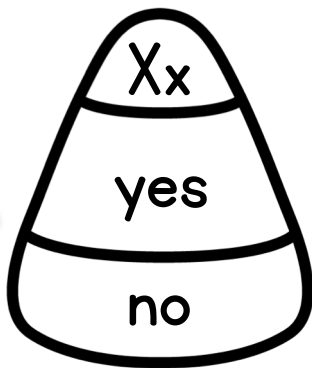


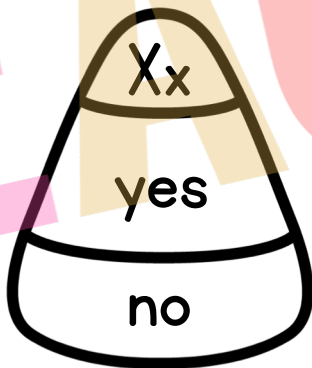
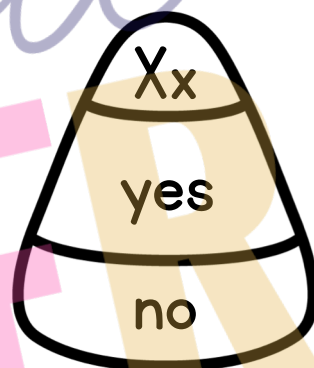
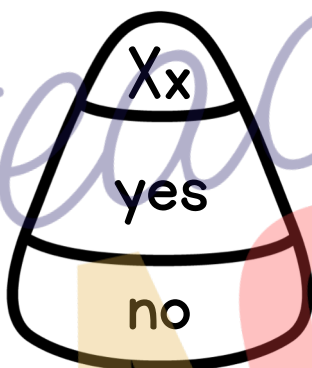

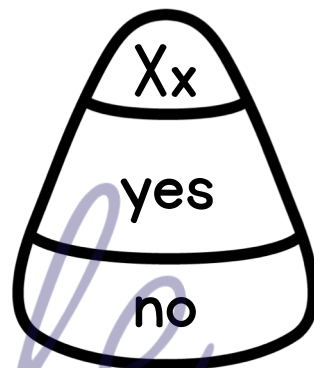
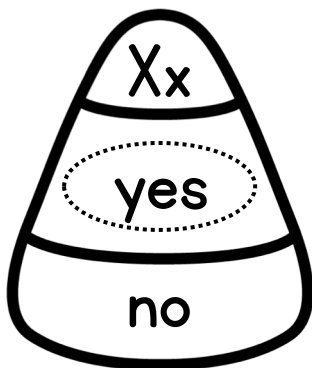



Name \_\_\_\_\_



# X Marks the Spot

Directions: Look at the picture. Decide if the word ends with the Xx sound. Circle or color yes or no.


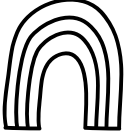














Name \_\_\_\_\_

# Boo to "U"

Directions: Write the beginning sound under picture. Then ask an adult to help you read the secret message! Write it on the lines at the bottom of the page.

				
.....				


				

---



---





Name \_\_\_\_\_

# Costume Sounds

Directions: Trace the letters. Then read each sentence. Finally, read the whole page three times. Color a candy each time you read.

Aa is for  astronaut.

Ss is for  superhero.

Ww is for  wizard.


Ff is for  fairy.

Pp is for  pirate.


Cc is for  cowgirl.



H is for hat.




L is for lollipop.



Teachable Teacher

abc

I Can Read!




Read by:

Color a candy corn each time you read.




M is for mask.

Name \_\_\_\_\_



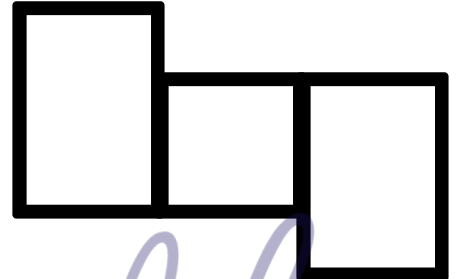
# Batty Beginnings

Directions: Look at the picture. Say the word.  
Fill in the beginning sound. Then, rewrite the word.



a

g




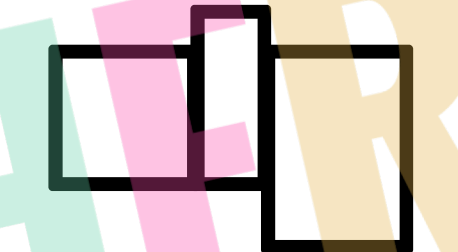
e

t



i

p




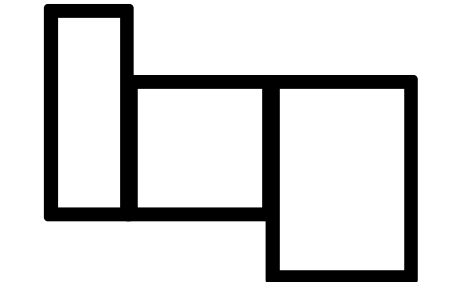
a

n



e

g



o

t

