

# Thanksgiving

## PHONICS WORKSHEETS




**CVC edition**

Created By A Teachable Teacher

CVC

Name \_\_\_\_\_



# Feather Fun

Directions: Cut, say, sort, paste.




## short o

## short u



*a teachable*

# TEACH















clipart key  
box, cut, mom,  
pod, sun, jug, cot

Name \_\_\_\_\_

# "A" Word Family Harvest


Directions: Look at the pictures in each row. Cross out the picture that is not in the same word family. After, write the words in each word family.



-ab			
-at			
-ap			
-an			

-ab family	-at family	-ap family	-an family
tab			

Name \_\_\_\_\_



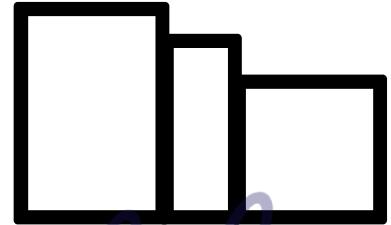
# Middle Gobble

Directions: Look at the picture. Say the word.  
Fill in the missing vowel sound. Then rewrite the word.



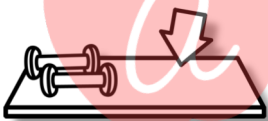
f

n



h

t





m

t



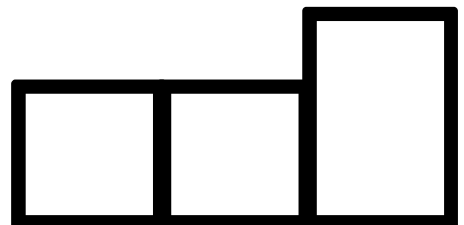
b

n



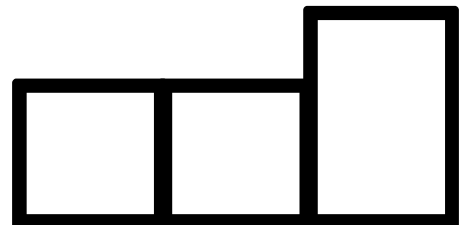
r


d



n

d











Name \_\_\_\_\_

# Turkey Disguise

Directions: Look at the picture. Circle the right beginning, middle, and ending sound to match. Finally, write the word.

	c	o	b	
	s	u	p	
	t	o	z	
	f	a	x	
	p	e	l	
	d	o	t	
	l	o	j	
	m	u	g	
	w	o	b	
	r	i	d	
	s	a	b	
	c	o	p	



Name \_\_\_\_\_

# Blend and Bake

Directions: Blend to read. Then color or circle the matching picture. Finally, rewrite the word.

f.og



t.ub



k.it



g.as



p.et



r.ot



f.ig



b.us



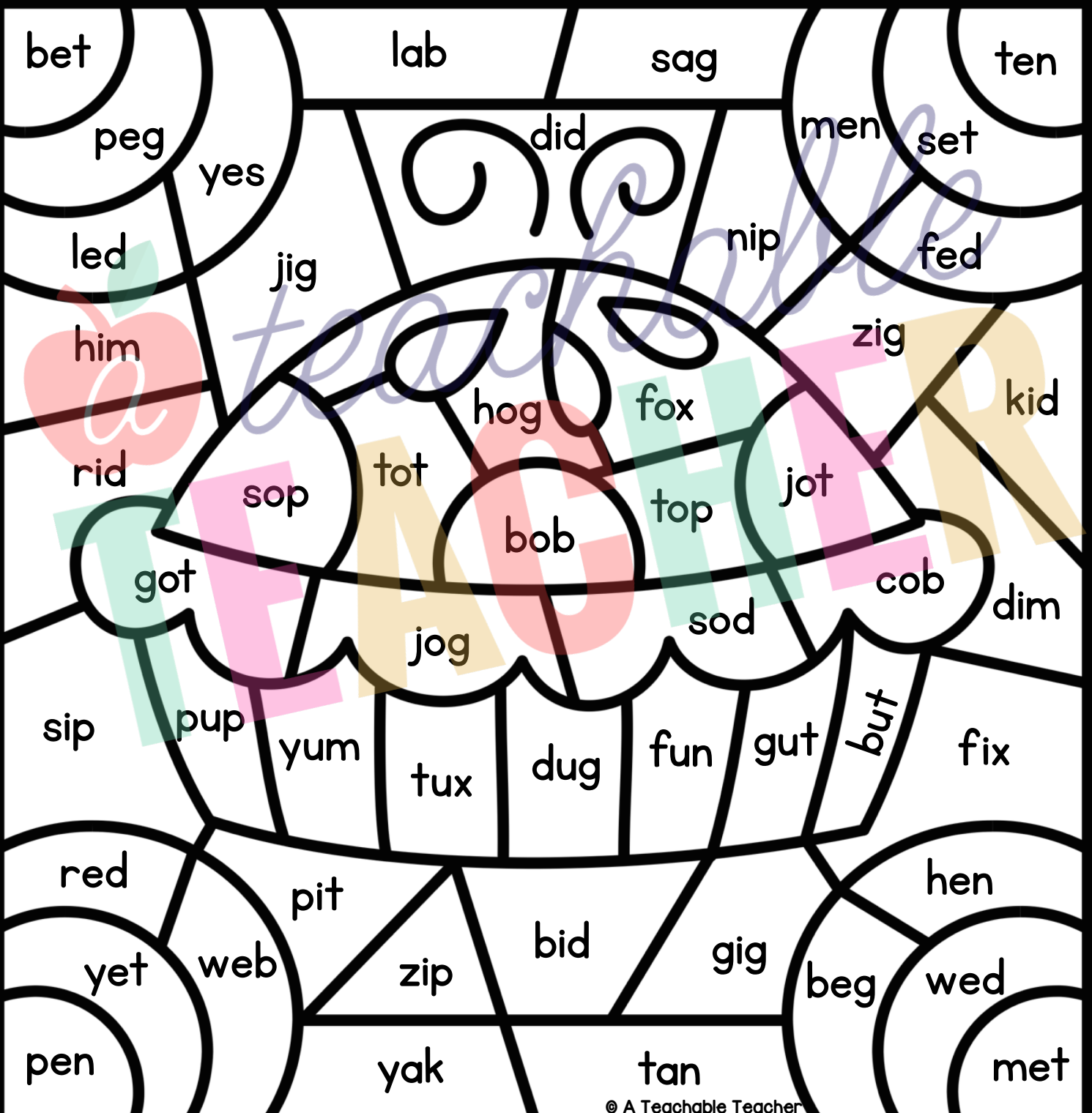



Name \_\_\_\_\_

# Vowel Pie

Directions: Read the word. Then color according to the middle vowel sound.

a - purple	e - green	i - blue	o - brown	u - orange
------------	-----------	----------	-----------	------------














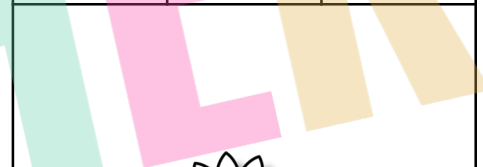






Name \_\_\_\_\_

# Thankful Beginnings


Directions: Write the beginning sound under each picture. Then read the word.  
Circle the picture that matches the word.



gum








Name \_\_\_\_\_

# Choosey Turkey

Directions: Look at the picture. Read the sentences. Color the wishbone next to the sentence that matches the picture. Then, read the whole page three times. Color a turkey each time you read.



She will hug her mom.




The cub is on my bed.



Ted can mix it up.




A cat is by his leg.



The pup will wag at the hen.



Kim made a hat.




He will nap with his pet dog.



That is a big yak!





Name \_\_\_\_\_

# Silly Scramble

Directions: Unscramble and rewrite the sentence. Read the page 3 times. Color an ear of corn each time you read.

is

bigsquash. 

There

a

corn 

have

cob.

a

I

leg.

He

a


turkey hasPampie. 

make


a

can

Mom put a pod in the cornucopia.



Mom put a nut in the cornucopia.




Mom put a yam in the cornucopia.

Mom put a cob in the cornucopia.

Mom put a fig in the cornucopia.

cvc  
**The Cornucopia**



Read by:

Color a cob each time you read the story.

Then she set it on the mat.

