

Thanksgiving


PHONICS WORKSHEETS



letter sounds edition

Created By A Teachable Teacher

Name _____









Feather Fun

Directions: Cut, say, sort, paste.

Bb

Dd



teachable


TEACH

clipart key
button, dog, barn,
dinosaur, boat,
diamond, donut



Name _____

Sound Scramble

Directions: Look at the picture. Say the word. Circle the letter that represents the beginning sound.



7



z



s

g




j

o



u



k



l

w






m


h



n




i



a

f



t

r




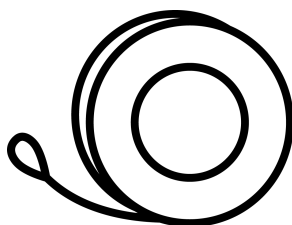



w

Name _____

Silly Scramble

Directions: Look at the picture. Say the word. Cut and paste the letter the picture based on the beginning sound.



© A Teachable Teacher

Kk


Tt

Vv

Gg

Ee

Yy



Name _____


Turkey Sounds

Directions: Read the word. Then color according to the beginning sound.

j - green	r - blue	z - orange	f - brown	m - yellow
-----------	----------	------------	-----------	------------

The maze contains the following items:

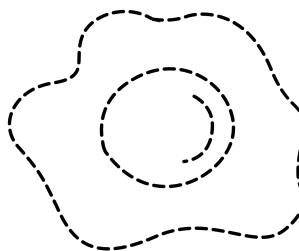



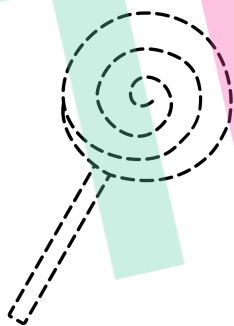
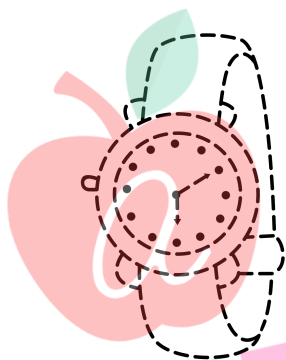



- Top row: A ring, a horse, and a key.
- Second row: A girl, a dashed line, a jewelry box, a robot, and an airplane.
- Third row: A rainbow, a mermaid, a magnifying glass, a monkey, a cat, and a mailbox.
- Fourth row: A mailbox, a boot, a feather, a girl with wings, and a bowl of food.
- Fifth row: A picture of a family, a farm, a number 4, a fox, a fish, and a girl with a number 5.
- Sixth row: A tennis racket, a girl, a jacket, a girl, a jellyfish, and a cow.
- Seventh row: A broom, a plate of food, a girl, a jellyfish, and a mushroom.
- Eighth row: A girl, a rocket, a monster, a pumpkin, a girl, a girl, and a girl.
- Ninth row: A key, a turkey, a boy with a top hat, and a zigzag line.



Name _____

Delicious Drawing

Directions: Trace the picture. Then write the beginning sound next to the picture.













teachable
TEACHER


Name _____



"X"citing Food

Directions: Look at the picture. Decide if the word ends with the Xx sound. Circle or color yes or no.






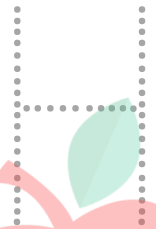
















Name _____


Turkey Tricks

Directions: Write the beginning sound under picture. Then ask an adult to help you read the secret message! Write it on the lines at the bottom of the page.

Name _____



Word Feast

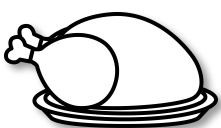
Directions: Trace the letters. Then read each sentence. Finally, read the whole page three times. Color a slice of pie each time you read.



C c is for  o r n.

Y y is for  a m.

P p is for  i e.

S s is for  s t u f f i n g.


T t is for  t u r k e y.



P is for pumpkin pie.





W is for wishbone.



a teacher

abc

I Can Read!



Read by:


Color a feather each time you read the story.



T is for turkey.

• • • •

Name _____



Beginning Gobble

Directions: Look at the picture. Say the word. Fill in the beginning sound. Then, rewrite the word.



o

t


--	--	--



u

b

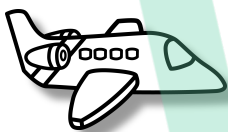
--	--	--



e

b

--	--	--



e

t


--	--	--



i

p


--	--	--



a

p

--	--	--



Name _____

Tasty Spelling

Directions: Look at the picture. Say the word. Write the beginning sound. Then trace the rest of the letters in the word. Can you read the word?



un



ix




ot




ug



an



og



en