

Thanksgiving

PHONICS WORKSHEETS




digraphs edition

Created By A Teachable Teacher


Name _____

Leafy Rhymes

Directions: Read the word. Then, circle the picture that rhymes with the word. Finally, write the rhyming word.




sash			rash
bath			
dock			
sick			
hash			
math			
deck			
rack			



Name _____


Digraph Gobble

Directions: Look at the picture. Say the word. Fill in the missing digraph sound. Then rewrite the word.




p

a



i

n





n

e



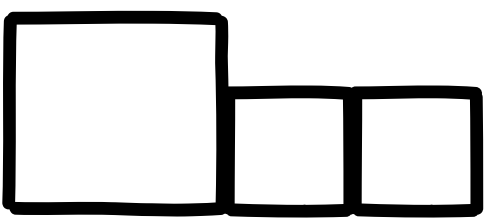
r

u



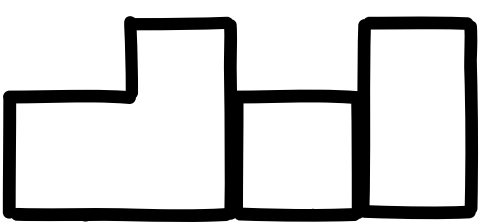
i

n




u

t



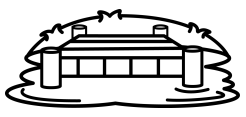





TEACHABLE TEACHER



Name _____

Turkey Disguise

Directions: Look at the picture. Circle the right beginning, middle, and ending sound to match. Finally, write the word.

	b	o	ck	
	d	e	sh	
	c	i	th	
	h	a	sh	
	m	u	th	
	n	o	ch	
	ch	i	p	
	sh	e	b	
	ch	a	f	
	sh	e	t	
	t	u	ck	
	l	a	th	

TEACHABLE TEACHER




Name _____


Blend and Bake

Directions: Blend to read. Then color or circle the matching picture. Finally, rewrite the word.

thud




chop



tuck



fish



math



Rich




sock



shed













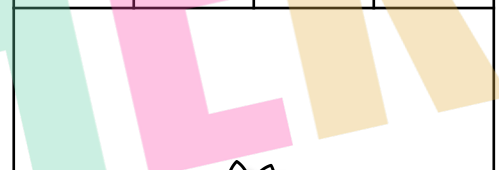


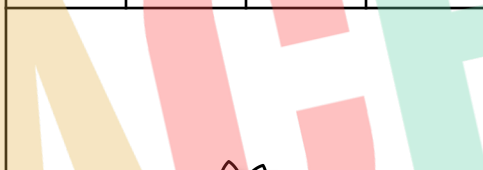
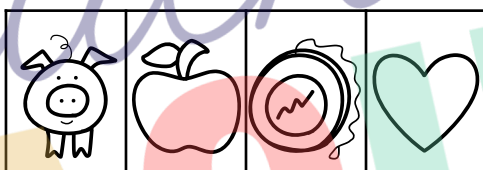

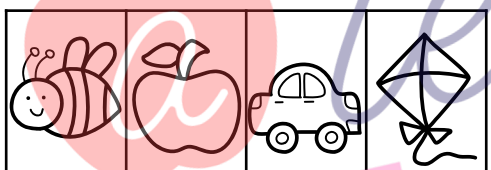







Name _____

Thankful Beginnings

Directions: Write the beginning sound under each picture. Then read the word. Circle the picture that matches the word.



thin



Name _____



Cookin' Up a Mystery

Directions: Fill in the missing letter. Then rewrite the word. At the end, read all the words that you wrote. Color a Thanksgiving dish each time that you read the page.

	p		ck
	puck		

	b	a	

		a	d

	sh		t


	n	e	

	ch	i	

	r	a	

		i	n






Name _____

Choosey Turkey



Directions: Look at the picture. Read the sentences. Color the wishbone next to the sentence that matches the picture. Then, read the whole page three times. Color a turkey each time you read.



Beth will mash them.



The moth is on the back deck.




It will make a thud when he shuts it.




Josh is sick in bed.




That man will tuck the sock in the rack.




She will kick it with her shin.



There is a tick on the duck.




Huck will chop by the shed.



with him.

He will take his sack




get his harvest.

It is time for Jack to


in his sack.

Then he will tuck it all



Jack will hack and pick all his harvest.


When it is in his sack, he will go back home.



Jack had a lot to harvest!

digraphs

Jack's Harvest



Read by:

Color a cob each time you read the story.

