


Thanksgiving

PHONICS WORKSHEETS



blends edition

Created By A Teachable Teacher


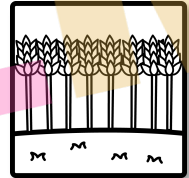


blends



Name _____

Wishful R Blends

Directions: Read the word. Then, cut and paste the matching picture. Next, write the word. Read all the words that you wrote. Color a wishbone each time you read the page.



crab

drop

trip

grin

crop

trap

grab



Name _____




Harvesting S Blends

Directions: Look at the pictures in each row. Cross out the picture that does not have the same beginning blend. After, write the words in the correct blend column.

sp			
sm			
st			
sn			

sp	sm	st	sn
spot			



Name _____

Turkey Blends

Directions: Highlight the beginning blend in each word. Then read the word.

tram

slat

spun

clot

flick

grub

stuck

glum

brag

spin

plush

blab

frock

snip

slot

drag

crush

broth

spot

plop

blush

clack


trick

swish

clash

BONUS: Read through the words 3 times. Color a piece of pie each time you read.






Name _____

Turkey Disguise

Directions: Look at the picture. Say the picture. Then circle the right sounds to match. Finally, write the word.







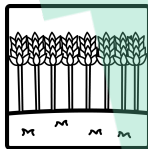





	b	n	o	ck	
	d	l	a	sh	
	m	q	i	t	
	s	p	u	n	
	s	l	e	p	
	c	n	a	b	
	d	r	o	n	
	b	w	u	m	
	s	n	o	th	
	p	m	e	ck	
	f	r	i	ch	
	t	n	a	sh	




Name _____

Tasty Spelling

Directions: Trace and read the word. Then write the rhyming word for each picture. Finally, read all the words with blends on the page. Repeat three times. Color a pie each time you read.

If I can spell...	...then I can spell
 <p data-bbox="446 646 771 793">grip</p>	
 <p data-bbox="397 814 755 976">flip</p>	
 <p data-bbox="381 1024 787 1186">clock</p>	
 <p data-bbox="406 1228 787 1375">crop</p>	
 <p data-bbox="406 1396 771 1554">slick</p>	
 <p data-bbox="438 1575 779 1743">flap</p>	





Name _____

Spelling Scramble

Directions: Unscramble the letters to make a word. Write the word underneath. Then, circle the picture that matches the word.

l	sh	a	f

t	u	ck	r

a	n	c	s

g	d	l	a


p	t	e	s

ck	a	c	r

p	i	n	s

l	c	ck	i

r	g	n	i



Name _____


Choosey Turkey

Directions: Look at the picture. Read the sentences. Color the wishbone next to the sentence that matches the picture. Then, read the whole page three times. Color a turkey each time you read.

	I put on my <u>smock</u> .	
	The <u>frog</u> and <u>clam</u> are by the <u>drum</u> .	
	<u>Brit</u> has a <u>black brick</u> .	
	The <u>truck</u> will <u>crash</u> .	
	My <u>clock</u> has a <u>crack</u> in it.	
	<u>Smith</u> will take out the <u>trash</u> .	
	I can <u>stack</u> this <u>block</u> on top.	
	She will do a <u>flip</u> as she <u>swims</u> .	



blends



Name _____

Silly Scramble

Directions: Unscramble and rewrite the sentence. Read the page 3 times. Color an ear of corn each time you read.

has	<u>fl</u> ag.	The	a	turkey 
-----	---------------	-----	---	--


Blank space for writing the unscrambled sentence.

hot	That	pie 	<u>fr</u> esh.	is
-----	------	---	----------------	----


Blank space for writing the unscrambled sentence.

corn. 	will	<u>Br</u> ock	the	<u>gr</u> ab
---	------	---------------	-----	--------------


Blank space for writing the unscrambled sentence.

<u>fl</u> at	Wheat 	a	has	<u>st</u> em.
--------------	---	---	-----	---------------

Blank space for writing the unscrambled sentence.




When the grub is hot,
Brad will grab it.



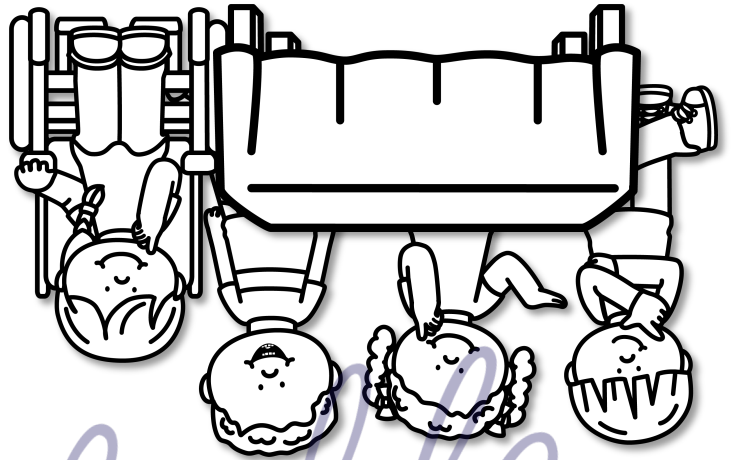
Glen will smash and
then Kim will stack.

Fran will set it all
down for us.



We clap at how much
fun our feast is.

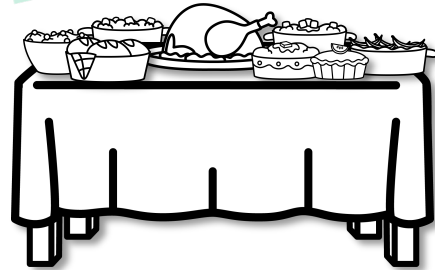
We plan each step we
must do.



We are glad it is time
for our feast.

blends

Our Feast



Read by:

Color a dish each time you read the story.

