


# Thanksgiving

## PHONICS WORKSHEETS



**blends edition**

Created By A Teachable Teacher






✓ 25 no prep pages of decodable blends practice

✓ Aligned with the Science of Reading

✓ Ideal for small groups, centers, or morning work

Perfect way to keep students engaged before Thanksgiving break!

# Practice the Essential Phonics Skills

-  **Initial consonant blends - (l, r, & s blends)**
-  **Decoding & blending words with blends**
-  **Cut, Paste, Sort - interactive practice**
-  **Sentence Reading - apply phonics in context**
-  **Decodable Books - apply phonics in a story**

**Blend and Bake**

Name \_\_\_\_\_

Directions: Blend to read. Then color or circle the matching picture. Finally, rewrite the word.

















pl <u>u</u> m		
sc <u>a</u> n		
cr <u>i</u> b		
sw <u>i</u> m		
cl <u>a</u> p		
fr <u>o</u> g		
sm <u>o</u> g		
fl <u>a</u> sh		

© A Teachable Teacher

**Choosey Turkey**

Name \_\_\_\_\_


Directions: Look at the picture. Read the sentences. Color the wishbone next to the sentence that matches the picture. Then, read the whole page three times. Color a turkey each time you read.

	I put on my <u>smock</u> .	
	The <u>frog</u> and <u>clam</u> are by the <u>drum</u> .	
	Brit has a <u>black brick</u> .	
	The <u>truck</u> will <u>crash</u> .	
	My <u>clock</u> has a <u>crack</u> in it.	
	<u>Smith</u> will take out the <u>trash</u> .	
	I can <u>stack</u> this <u>block</u> on top.	
	She will do a <u>flip</u> as she <u>swims</u> .	

© A Teachable Teacher

# Engaging Blends & Phonics Activities









- ✓ Identify beginning blends
- ✓ Circle sounds & build words with blends
- ✓ Write words with blends
- ✓ Hands-on phonics practice



**blends** Name \_\_\_\_\_

## Harvesting S Blends


Directions: Look at the pictures in each row. Circle the picture that does not have the same beginning sound. After, write the words in each box.

sp		
sm		
st		
sn		
sp	sm	st
spot		

**blends** Name \_\_\_\_\_

## Leafy Read & Match

Directions: Read the word. Then, circle the picture that matches the word. Finally, rewrite the word.

brush			brush
clam			
snack			
plus			
trash			
snag			
slip			
drip			

© A Teachable Teacher










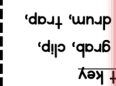


# Cut, Sort, Match, and Write!

- ✓ Identify words with blends
- ✓ Cut, sort, & paste words with blends
- ✓ Reinforces phonemic awareness
- ✓ Great for literacy centers

**blends** Name \_\_\_\_\_

**Feather Fun**  
Directions: Cut, say, sort, paste.

l blend	r blend










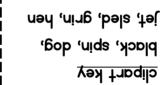
key, clip, drums, trap.

© A Teachable Teacher

**blends** Name \_\_\_\_\_

**Turkey Cut**  
Directions: Cut, say, sort, paste.

beginning blend	no beginning blend






         

clipart key  
black, spin, dog,  
jet, sled, grin, hen

© A Teachable Teacher

# Apply Blends Skills in Context






- ✓ Read decodable sentences with blends
- ✓ Read words with blends in decodable books
- ✓ Supports fluency & comprehension


<p>Then she will drip broth all over the top.</p> 	<p>She will go step by step.</p> 
<p>Fran will <u>gr</u>am the turkey into the pan.</p>	<p>She will be cooking a turkey.</p>
<p>Fran will <u>st</u>ick the turkey as it cooks.</p> 	<p><b>blends</b></p> <h2>Cooking a Turkey</h2>  <p>Read by: _____</p> <p>Color a turkey each time you read the</p> 
<p>When the <u>pl</u>ug pops, it is time to <u>st</u>op cooking.</p> <p><small>© A Teachable Teacher</small></p>	

**blends** Name \_\_\_\_\_


## Delicious Drawing

Directions: read the sentence. Next, draw a picture to match the sentence. Finally, read all the sentences on the page three times. Color a hat each time you read the page.

The <u>brim</u> of the cornucopia  is <u>flat</u> .	
<u>Glen</u> will use <u>broth</u> on the turkey  .	
I will <u>grab</u> a <u>slab</u> of pie  .	
She can <u>sn</u> ap the wishbone  .	
<u>Brad</u> will put on a <u>smock</u> to make his craft  .	



© A Teachable Teacher

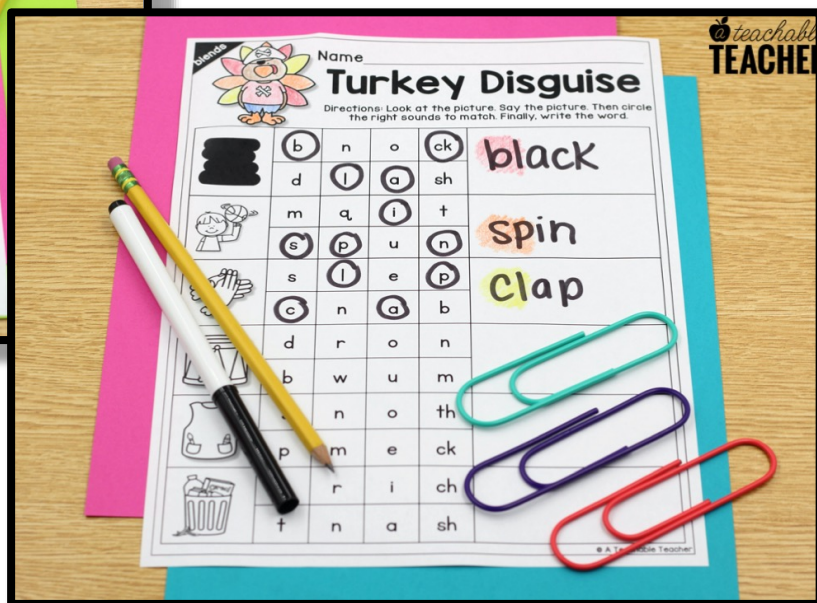


# No Prep Needed - Just Print & Go!

## 25 Differentiated Activities in a fun Thanksgiving theme


### Use For:

- ✓ Small Groups
- ✓ Intervention
- ✓ Literacy Centers
- ✓ Morning Work
- ✓ Early Finishers

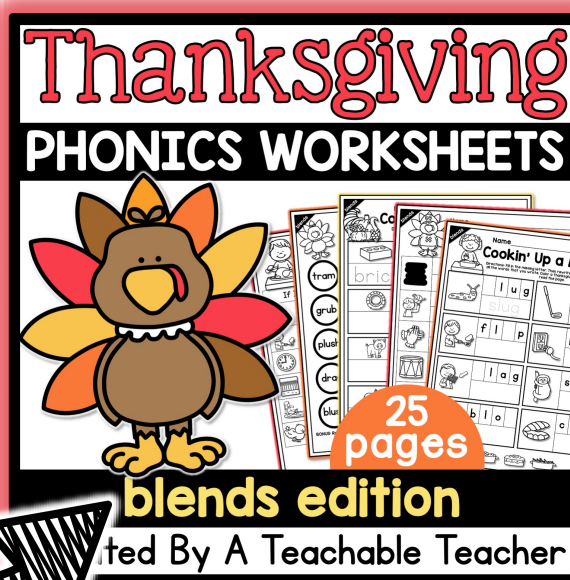


# Save Time, Support Readers, & Make Phonics Fun!

- ✓ 25 No prep pages
- ✓ Engaging Thanksgiving themes
- ✓ Systematic Phonics Progression
- ✓ Supports the Science of Reading



Click *Add to Cart* & get started today!



Like this set? Get the Thanksgiving Bundle for 100 pages of phonics practice!