


Christmas

PHONICS WORKSHEETS




25
pages

letter sounds edition

Created By A Teachable Teacher

Name _____



Tree Cut

Directions: Cut, say, sort, paste.




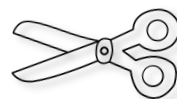
Cc

Ss




teachable

TEACH





clipart key
stocking, cookie,
castle, Santa, candy
cane, star, candle



Name _____

Wrapping Sounds


Directions: Look at the picture. Say the word. Circle the letter that represents the beginning sound.




o u




b d




v n





w r



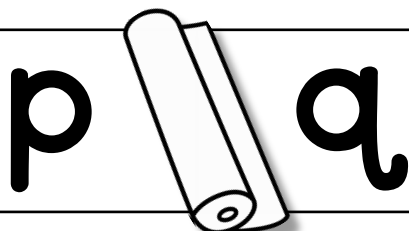

w m





i e




t f



p q




s k



Name _____

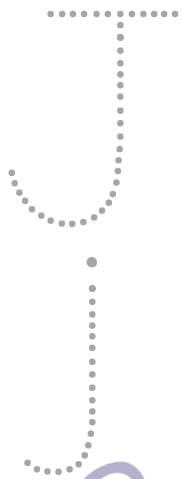
Merry Mystery

Directions: Look at the picture. Say the word. Circle the letter that matches the beginning sound. Then, write the uppercase and lowercase letter next to it.




Pp

Jj



Uu

Yy




Gg

Qq



Oo

Aa



Nn

Hh



Qq

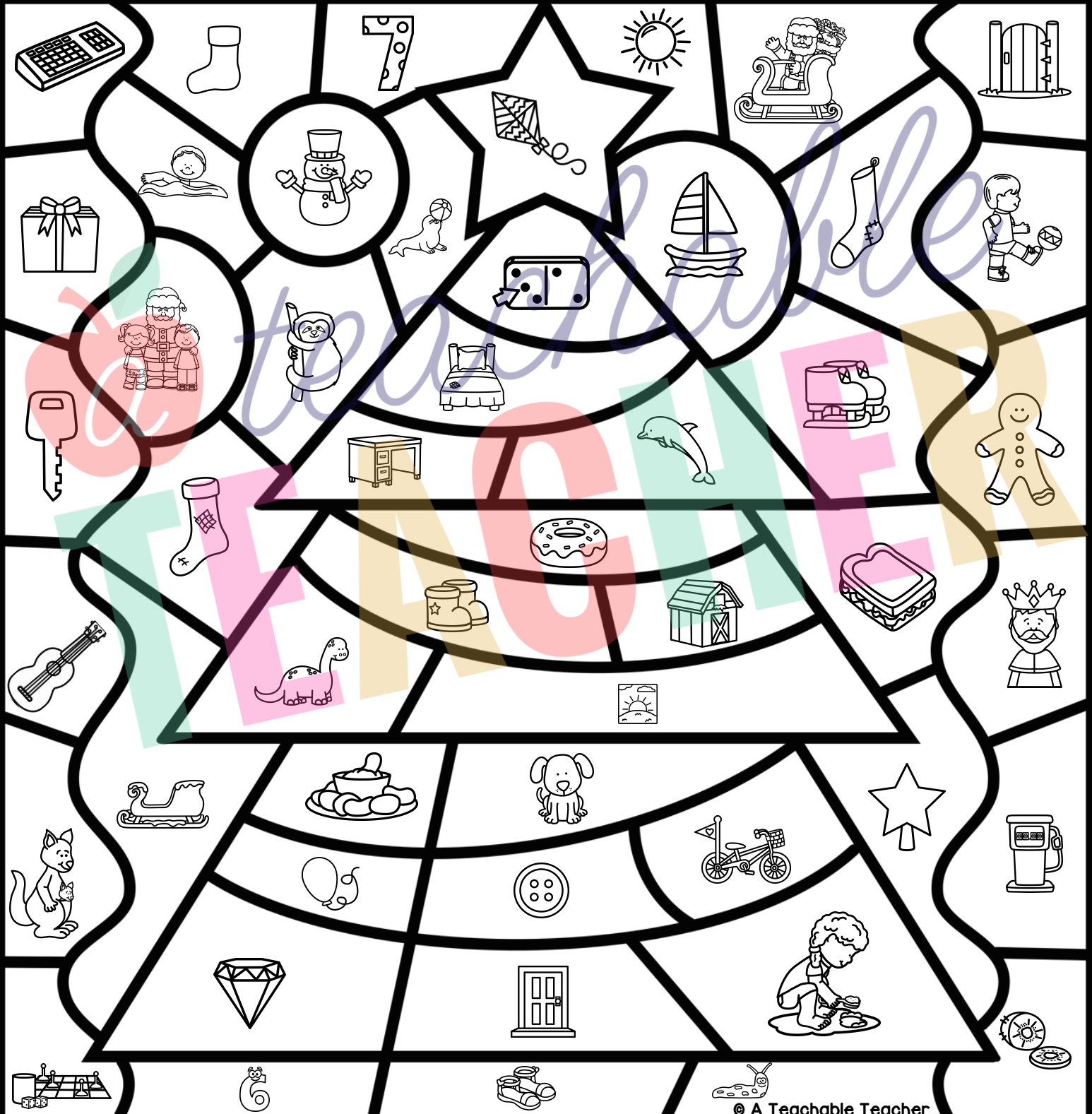
Pp

Name _____


Christmas Sound Tree

Directions: Name the picture. Then color according to the beginning sound.

b - red	k - yellow	s - black	d - green	g - blue
---------	------------	-----------	-----------	----------

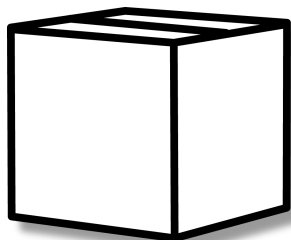





Name _____



"X"-Mas Gifts

Directions: Look at the picture. Decide if the word ends with the Xx sound. Circle or color yes or no.





Name _____



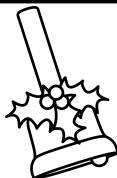
Cookie Cross Out

Directions: Trace the letter. Say the sound. Look at each picture.
Cross out the picture that does not start with the sound.

Gg



Bb



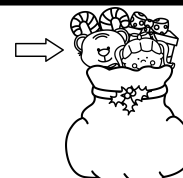


Uu



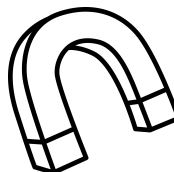

Kk




Tt



Nn




Cc




















Name _____

Santa's Secret




Directions: Write the beginning sound under picture. Then ask an adult to help you read the secret message! Rewrite the message on the lines at the bottom of the page.

Name _____



North Pole Fun

Directions: Trace the letters. Then read each sentence. Finally, read the whole page three times. Color a snowman each time you read.


E e is for  elf.

C c is for  cookies.


S s is for  Santa.

R r is for  reindeer.


G g is for  gift.



C is for carolers.



S is for sleigh.




abc

I Can Read!



Read by:

Color a lightbulb each time you read the story.



D is for decorating.



Name _____

Ringing Beginnings

Directions: Look at the picture. Say the word.
Fill in the beginning sound. Then, rewrite the word.



i

b





o

t




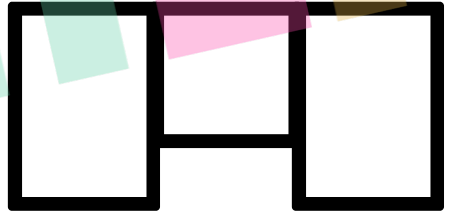
e

t



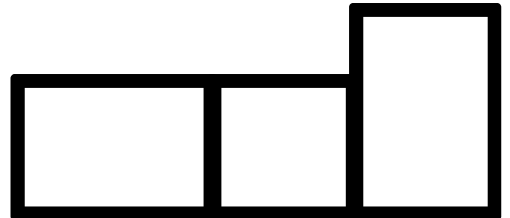
u

p



a

t



i

t

