


Christmas

PHONICS WORKSHEETS




25
pages

CVC words edition


Created By A Teachable Teacher

Name _____








Tree Cut

Directions: Cut, say, sort, paste.



short a

short o




teachable

TEACH

pad, cop, nod
rag, top, gap, mop,





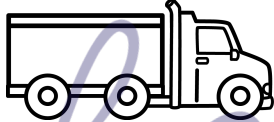

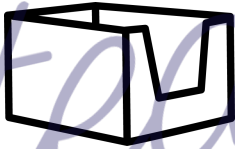





clipart key

Name _____



Reindeer Word Family

Directions: Look at the pictures in each row. Cross out the picture that is not in the same word family. After, write the words in each word family.

-id			
-ig			
-in			
-ix			

-id family	-ig family	-in family	-ix family
hid			

Name _____



Middle Decorating

Directions: Look at the picture. Say the word.
Fill in the missing vowel sound. Then rewrite the word.



r

n


--	--	--



p

p

--	--	--



r

m


--	--	--



g

t


--	--	--



p

g

--	--	--



s

m







--	--	--




Name _____

Santa's Sleigh Sounds

Directions: Look at the picture. Circle the right beginning, middle, and ending sound to match. Finally, write the word.


	d	e	g	
	b	i	j	
	h	e	n	
	t	a	m	
	c	e	p	
	s	i	t	
	q	e	g	
	p	o	b	
	m	u	n	
	n	e	m	
	r	i	t	
	w	e	w	




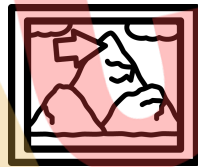
Name _____

Cookie Cross Out

Directions: Look at the picture. Write the word. Then cross out the picture and word that does not rhyme.



hop



Name _____

Sleigh of Vowels

Directions: Read the word. Then color according to the middle vowel sound.

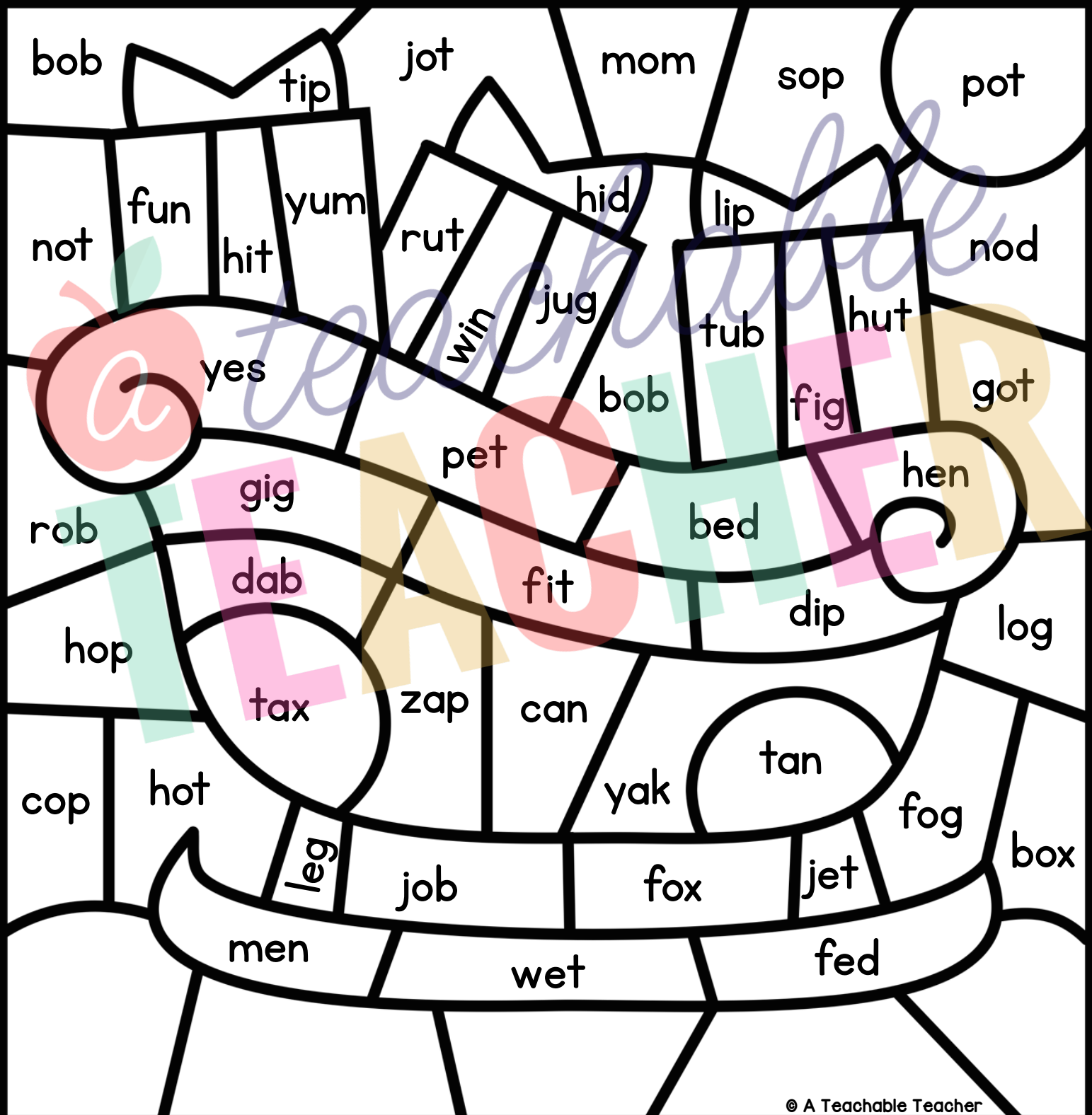
a - red


e - yellow

i - green

o - blue

u - purple













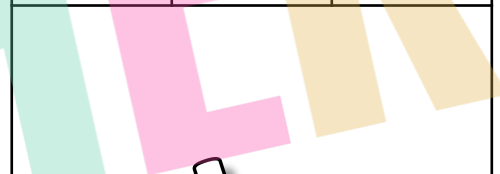








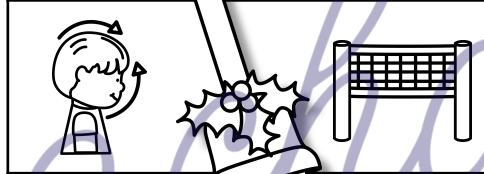


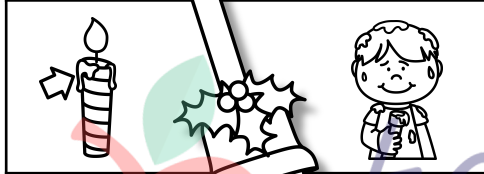
Name _____

Ringling Beginnings


Directions: Write the beginning sound under each picture. Then read the word. Circle the picture that matches the word.



wax



Name _____



Choosey Carolers

Directions: Look at the picture. Read the sentences. Color the music note next to the sentence that matches the picture. Then, read the whole page three times. Color a music note each time you read.



Len will cut it down.



My mom can fix that.



Peg had a big hit!



They all had a lot of fun!



He will put it up on top of there.




Max has a pet cat.




Tim can sit on his lap.



Her dad is her pal.





Name _____

Crafty Scramble

Directions: Unscramble and rewrite the sentence. Read the page 3 times. Color a craft hat each time you read.

lot

The

many

lights. hasa sleigh. has

He

big

put




Dad

a

up



wreath. hashat.redSanta 

a




mop the mat.

The reindeer can




the rim.

The reindeer can fix



a log on.

The reindeer can put




make a pal.

The reindeer can

The reindeer can get a red hat.

cvc



The Reindeer



The reindeer can have a lot of fun!



Read by:

Color a reindeer each time you read the story.

