


Christmas

PHONICS WORKSHEETS



25
pages

blends edition

Created By A Teachable Teacher

Name _____



Light Sort

Directions: Cut, say, sort, paste.








r blend

s blend




teachable

TEACH



scan
snack, stop, trip,
swim, crib, brush,

clipart key

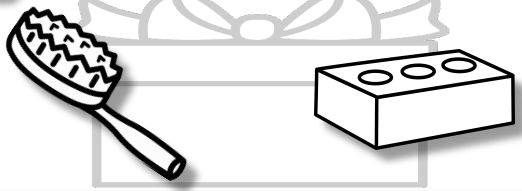


Name _____

Blending Bows

Directions: Blend to read. Then color or circle the matching picture. Finally, rewrite the word.

brick



spin



glad



trap



snug




clam




black



stem





Name _____

Merry Mystery

Directions: Fill in the missing letter. Then rewrite the word. At the end, read all the words that you wrote. Color a fireplace each time that you read the page.

	g	r		n
	grin			

	b	r	u	

	r	a	b	


	f		o	g

	d		i	p

		r	o	p

	c	r	a	

	t	r		p




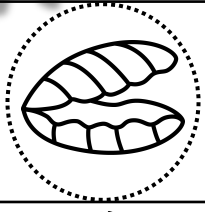
Name _____



North Pole Blends

Directions: Read the word. Then, circle the picture that matches the word. Finally, rewrite the word.

clam





clam

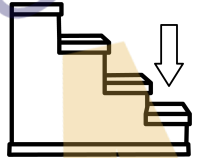
drop



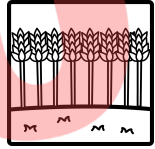
flash




step




crop



stick




trip



swim






Name _____

Santa's Sleigh Sounds

Directions: Look at the picture. Say the picture. Then circle the right sounds to match. Finally, write the word.

	s	m	a	sh	
	c	n	o	ck	
	p	n	a	d	
	g	l	i	b	
	s	r	e	sh	
	c	w	a	ch	
	s	m	o	g	
	q	n	u	j	
	b	r	u	ck	
	d	t	i	ch	
	c	l	e	th	
	s	w	o	h	



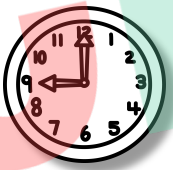


teachable
TEACHER



Name _____

Frosty Spellings

Directions: Trace and read the word. Then write the rhyming word for each picture. Finally, read all the words with blends on the page. Repeat three times. Color a stocking each time you read.

If I can spell...	...then I can spell
 <p>slip</p>	
 <p>trash</p>	
 <p>crab</p>	
 <p>block</p>	
 <p>trip</p>	
 <p>crack</p>	















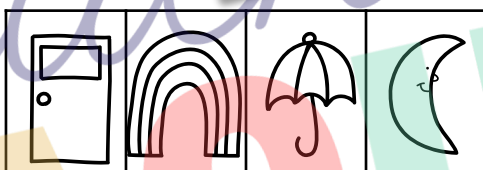







Name _____

Ringling Beginnings

Directions: Write the beginning sound under each picture. Then read the word. Circle the picture that matches the word.



trap



Name _____

Choosey Carolers


Directions: Look at the picture. Read the sentences. Color the music note next to the sentence that matches the picture. Then, read the whole page three times. Color a music note each time you read.



His trip will be long.




Fran will clip that on there.



Brock is all snug in his bed.



She is on the black step.



A crab and frog are in a box.



They will sled in the slush.



It is slick by the truck.



Ted got stuck in the tram.





Name _____

Crafty Scramble

Directions: Unscramble and rewrite the sentence. Read the page 3 times. Color a craft hat each time you read.

to	We	<u>stop</u>	cookies. 	get
----	----	-------------	--	-----

Blank space for writing the unscrambled sentence.

reindeer 	likes	This	<u>plums.</u>	little
--	-------	------	---------------	--------


Blank space for writing the unscrambled sentence.

has	<u>grin.</u>	big	a	Santa 
-----	--------------	-----	---	---

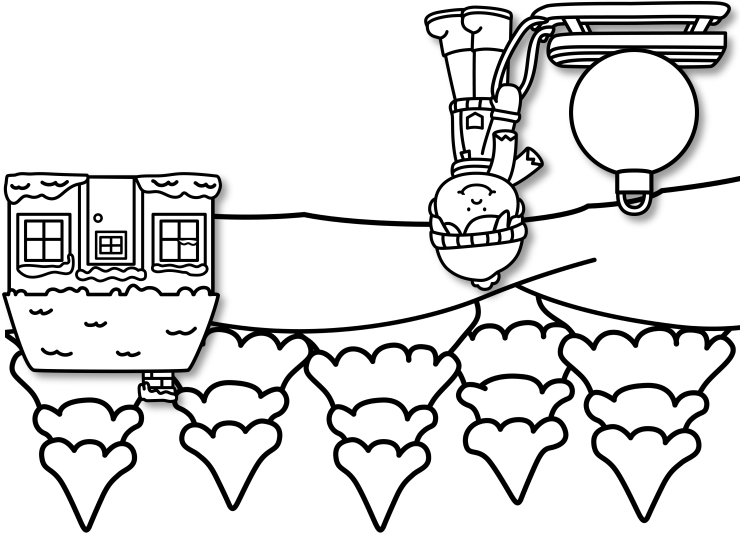
Blank space for writing the unscrambled sentence.

<u>trim</u>	lights. 	red	The	has
-------------	---	-----	-----	-----

Blank space for writing the unscrambled sentence.





Then he will drag it
back home.




Glen will cram it on
his sled.

Glen has found a big
ornament.



This is Glen!


The big ornament
makes Glen grin.



He is so glad to have
found it!

Glen's Big Ornament

blends



Read by:

Color a sled each time you read the story.

