


Christmas

PHONICS WORKSHEETS



Three sample worksheets are shown:

- Worksheet 1:** Features a picture of a food store and a list of words: "Josh", "My", "She", "wit".
- Worksheet 2:** Features a picture of a boy and a list of words: "wish", "tuck", "chat", "shed", "math", "chi".
- Worksheet 3:** Titled "Santa's Sleigh", it includes a picture of Santa and a grid for matching digraphs. The grid contains the following digraphs: sh, ch, ck, p, b, w, r, ch, o, i, e, i, u, a, u, o, e, d, th, sh, ck, ch, p, a, m, n.

25 pages

digraphs edition

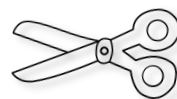
Created By A Teachable Teacher



Name _____

Santa's List

Directions: Read the word. Then, cut and paste the matching picture. Next, write the word. Read all the words that you wrote. Color a candy cane each time you read the page.



fish



hush



dash



shed





dish



shop



cash




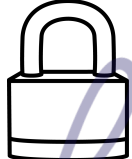









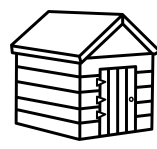




Name _____



North Pole Rhyme

Directions: Read the word. Then, circle the picture that rhymes with the word. Finally, write the rhyming word.

| | | | |
|------|---|---|------|
| dish |  |  | fish |
| rock |  |  | |
| rush |  |  | |
| path |  |  | |
| buck |  |  | |
| pick |  |  | |
| rash |  |  | |
| tuck |  |  | |

Name _____



Light Sort

Directions: Cut, say, sort, paste.






sh

ch




teachable

TEACH



clipart key
Rich, sham, chug,
ship, dash, rush,
chop



Name _____


Blending Bows

Directions: Blend to read. Then color or circle the matching picture. Finally, rewrite the word.

kick




Chad



rash




thud




ship




peck



chat



bath




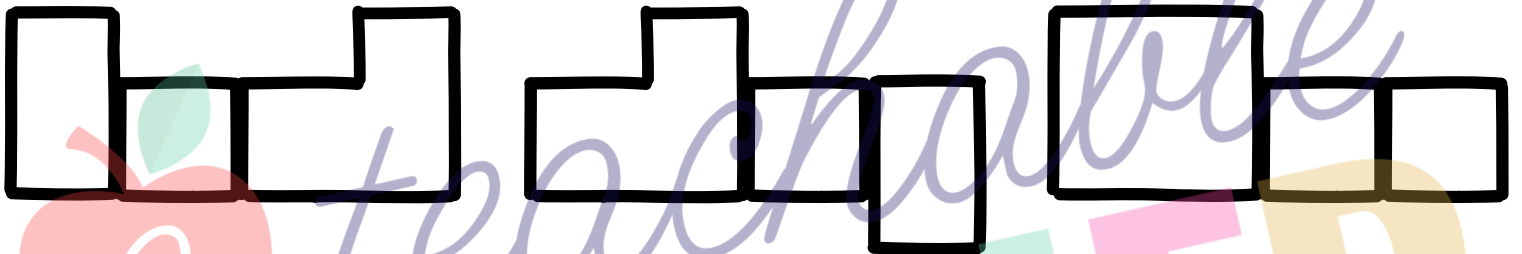
Name _____




Word Decorating

Directions: Use the word bank to fill in the word boxes, letter by letter. Then color an ornament each time you read the page.

| | | | | |
|------|------|------|------|------|
| bash | that | chap | luck | shag |
| than | much | hack | thus | |





Name _____

Merry Mystery

Directions: Fill in the missing letter(s). Then rewrite the word. At the end, read all the words that you wrote. Color a fireplace each time that you read the page.

| | | | |
|--|------|---|--|
| | ch | i | |
| | chip | | |

| | | | |
|--|--|---|---|
| | | e | d |
| | | | |

| | | | |
|--|---|---|--|
| | m | o | |
| | | | |




| | | | |
|--|--|---|---|
| | | d | e |
| | | | |


| | | | |
|--|---|--|----|
| | f | | sh |
| | | | |

| | | | |
|--|--|---|---|
| | | u | g |
| | | | |

| | | | |
|--|--|---|----|
| | | a | ck |
| | | | |

| | | | | |
|--|--|----|--|---|
| | | sh | | m |
| | | | | |






Name _____


Wrapping Scramble

Directions: Unscramble the letters to make a word. Write the word underneath. Then, circle the picture that matches the word.

ck p e



u t sh




ch p o




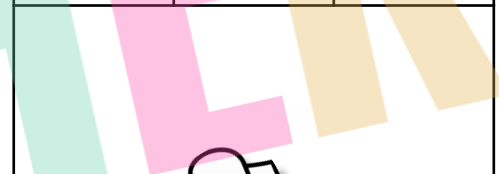
u sh r





th n i




a l sh




k ck i



d a Ch



ck r a




Name _____

Cozy Drawing

Directions: Read the sentence. Next, draw a picture to match the sentence. Finally, read all the sentences on the page three times. Color a fire each time you read the page.




Beth will put the
reindeer  in the shed.

That is a long and thin
stocking .


Josh went with them
to see Santa .

My dad will rush to
put the lights  on
the path.

She can shop for a
new ornament 
with her cash.



He must pick a place for each one.



Rick has a sack with many wreaths.

Rick's Wreaths

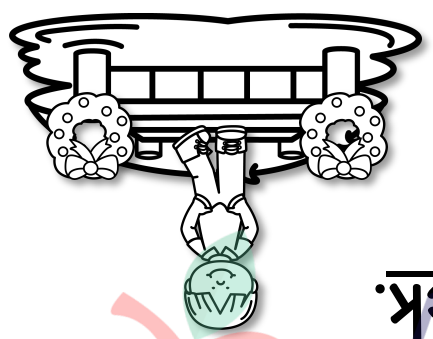



Read by:

Color a wreath each time you read the story.



Then he put one on his back deck, too.



Rick put two wreaths on his dock.

Rick has one more wreath.



He will tack it to the rack by his bed.