

Christmas

PHONICS WORKSHEETS



digraphs edition

Created By A Teachable Teacher






✓ 25 no-prep pages of decodable digraphs practice

✓ Aligned with the Science of Reading

✓ Perfect for small groups, centers, or morning work

Ideal for Kindergarten, 1st grade, & intervention

Practice the Essential Phonics Skills

-  **Beginning & Ending Digraphs**
-  **Decoding & blending - read short vowel words with digraphs**
-  **Cut, Paste, Sort - interactive practice**
-  **Sentence Reading - apply phonics in context**
-  **Decodable Books - apply phonics in a story**

Santa's List

Name _____

Directions: Read the word. Then, cut and paste the matching picture. Next, write the word. Read all the words that you wrote. Color a candy cane each time you read the page.

	fish		
	hush		
	dash		
	shed		
	dish		
	shop		
	cash		









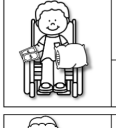





       

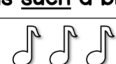
© A Teachable Teacher

Choosey Carolers

Name _____

Directions: Look at the picture. Read the sentences. Color the music note next to the sentence that matches the picture. Then, read the whole page three times. Color a music note each time you read.


	Josh will help her <u>with</u> <u>that</u> .	
	This <u>path</u> has a lot of <u>muck</u> .	
	His mom will <u>tuck</u> him into bed.	
	Beck likes to do <u>math</u> .	
	Nick will <u>shop</u> for a new <u>sham</u> .	
	That <u>duck</u> has a long <u>neck</u> .	
	She can <u>chop</u> them up.	
	He has <u>such</u> a big <u>sack</u> !	



© A Teachable Teacher

Engaging Digraphs & Phonics Activities

- ✓ Identify beginning & ending digraphs
- ✓ Circle sounds & build digraph words
- ✓ Write digraph words
- ✓ Hands-on phonics practice



digraphs Name _____

Reindeer Digraph

Directions: Look at the pictures in each row. Cross out the picture that does not have the same digraph. After, write the words in each digraph.

th		
ch		
ck		
sh		
th	ch	ck
them		

digraphs Name _____

Santa's Sleigh Sounds

Directions: Look at the picture. Circle the right beginning, middle, and ending sound to match. Finally, write the word.

	sh	i	b	
	ch	e	p	
	sh	u	d	
	ck	o	p	
	p	o	th	
	b	a	sh	
	w	a	ck	
	r	u	ch	
	ch	i	p	
	sh	o	q	
	th	i	m	
	ch	e	n	

© A Teachable Teacher








Cut, Sort, Match, and Write!


- ✓ Identify digraph words
- ✓ Cut, sort, & paste digraph words
- ✓ Reinforces phonemic awareness
- ✓ Great for literacy centers

digraphs Name _____

Santa's List

Directions: Read the word. Then, cut and paste the matching picture. Next, write the word. Read all the words that you wrote. Color a candy cane each time you read the page.

 fish		
 hush		
 dash		
 shed		
 dish		
 shop		
 cash		



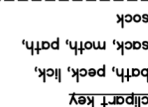
© A Teachable Teacher

digraphs Name _____

Tree Cut

Directions: Cut, say, sort, paste.

ck	th



clipart key
bath, peck, lick,
sack, moth, path,
sock

© A Teachable Teacher

Apply Phonics Skills in Context


- ✓ Read digraph words in decodable sentences
- ✓ Read digraph words in decodable books
- ✓ Supports fluency & comprehension

Rich knows where there is a good tree.




So, Chad chats with Rich.

He wants to find a good tree.



They go and chop down a good tree.




Chad had such fun at the tree lot!

© A Teachable Teacher

digraphs

Chad's Tree



Read by: _____

Color a car each time you read the s










digraphs

Name _____

Cozy Drawing

Directions: Read the sentence. Next, draw a picture to match the sentence. Finally, read all the sentences on the page three times. Color a fire each time you read the page.

Beth will put the reindeer  in the shed.	
That is a long and thin stocking  .	
Josh went with them  to see Santa  .	
My dad will rush to put the lights  on the path.	
She can shop for a new ornament  with her cash.	



© A Teachable Teacher

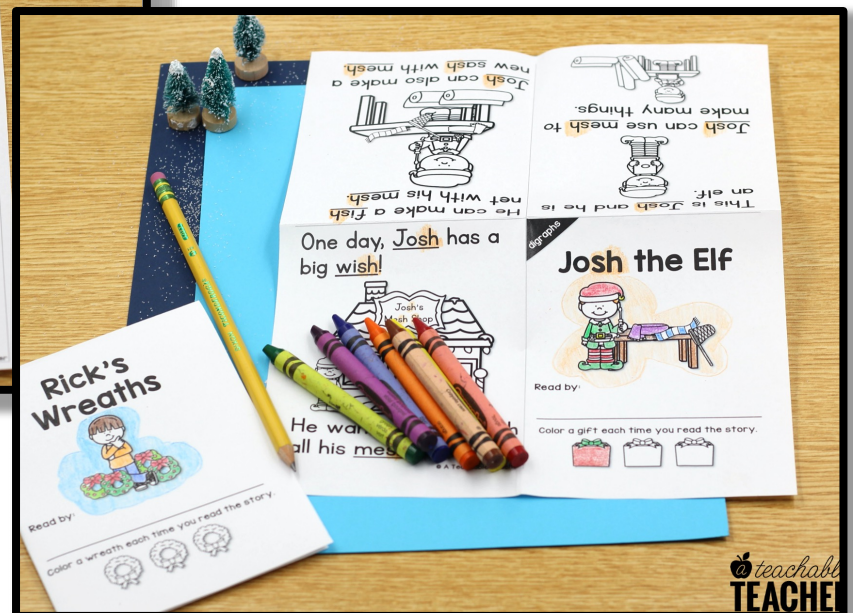


No Prep Needed - Just Print & Go!

25 Differentiated Activities in a fun Christmas theme

Use For:

- ✓ Small Groups
- ✓ Intervention
- ✓ Literacy Centers
- ✓ Morning Work
- ✓ Early Finishers

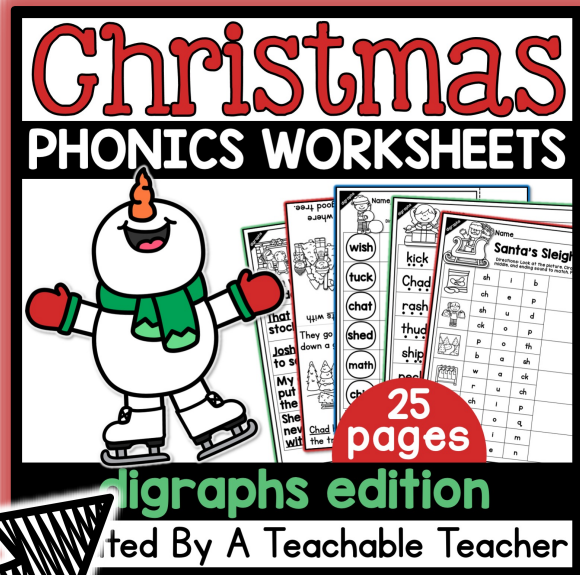


Save Time, Support Readers, & Make Phonics Fun!

- ✓ 25 No-prep pages
- ✓ Engaging Christmas themes
- ✓ Systematic Phonics Progression
- ✓ Supports the Science of Reading



Click *Add to Cart* & get started today!



Like this set? Get the Christmas Bundle for 100 pages of phonics practice!