


Winter

PHONICS WORKSHEETS



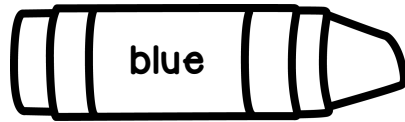
letter sounds edition

Created By A Teachable Teacher

Name _____

Snowflake Hunt





Directions: Use a crayon to color code the letters.



consonants



vowels


f	o	m	n	c	u	x	j
z		k	s	a	q	g	e
r	p	i	z	h	u	d	
e	l	c	y	e	s	o	p
w	k		i	t	b	y	r
d	i	b	f	a	q	w	m
j	g	v	t	n	h	l	e
o	x	a	v	u	k		t




Name _____

Snowboard Sounds


Directions: Look at the picture. Say the word. Circle the letter that represents the beginning sound.



j g




c s




a o



n h




q p



s z



i e



k s





m n

Name _____



Mitten Mystery

Directions: Look at the picture. Say the word. Circle the letter that matches the beginning sound. Then, write the uppercase and lowercase letter next to it.



Zz

Vv

Dd

Bb




Ii

Ee

Qq

Kk



Ll

Tt

Nn

Mm

Name _____


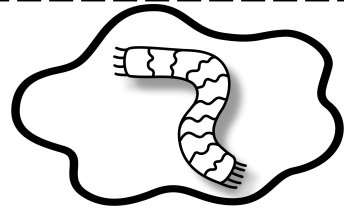



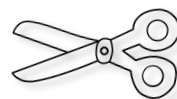


Snow Angel Sort

Directions: Cut, say, sort, paste.

Zz


Ss



teachable

TEACH











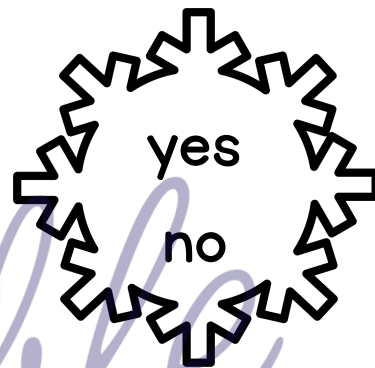

clipart key
skate, zipper, zebra,
snowman, scarf,
zero, snowball



Name _____

"X"citing Snowfall




Directions: Look at the picture. Decide if the word ends with the Xx sound. Circle or color yes or no.








Name _____

Snowplow Sounds

Directions: Look at the pictures in each row. Think about the beginning sound for each picture. Write the letter that all the pictures start with at the end of the row.



D d




Name _____

Chilly Sentences


Directions: Trace the letters. Then read each sentence.
Finally, read the whole page three times. Color a snowflake each time you read.



Bb is for  blizzard.

Ss is for  scarf.


Gg is for  gloves.

Hh is for  hot chocolate.


Ww is for  wind.



F is for fishing.




S is for skis.



at a teacher

abc

I Can Read!



Read by:

Color a snowflake each time you read the story.


W is for winter.



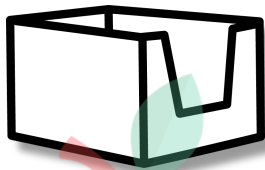
Name _____

Snowflake Sounds

Directions: Look at the picture. Write the beginning sound on the line. Trace the letters. Then, rewrite the word.



____ i x



____ i n



____ i o



____ i o



____ i t



____ i g