


Winter

PHONICS WORKSHEETS



CVC words edition

Created By A Teachable Teacher



Name _____

Frosty Fun

Directions: Cut, say, sort, paste.






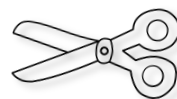
short u

short e



teachable


TEACH



vet, bun, hum
pup, pen, mug, bed,

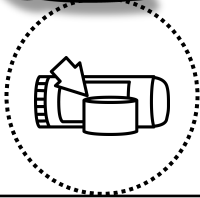















clipart key


Name _____



Snowplow Rhyme

Directions: Read the word. Then, circle the picture that rhymes with the word. Finally, write the rhyming word.

lap			cap
mad			
hat			
tax			
bag			
dab			
ran			
tan			



Name _____

Snowy Lane

Directions: Help the boy get to the pile of snow by coloring **ONLY** the words that have the short e sound.

yet

bid

not

dug

gag

beg

men

jam

gig

him

sod

vet

mud

sop

yum

zap

fed

kid

jig

yak

got

web

pen



BONUS: Read through the maze 3 times. Color a snowflake each time you read.



Name _____

Blending Blizzard

Directions: Blend to read. Then color or circle the matching picture. Finally, rewrite the word.



wet




pit




gap



pod




cup



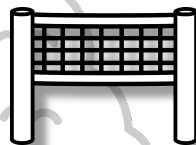

rat



sum



net



Name _____

Penguin Vowels

Directions: Read the word. Then color according to the middle vowel sound.

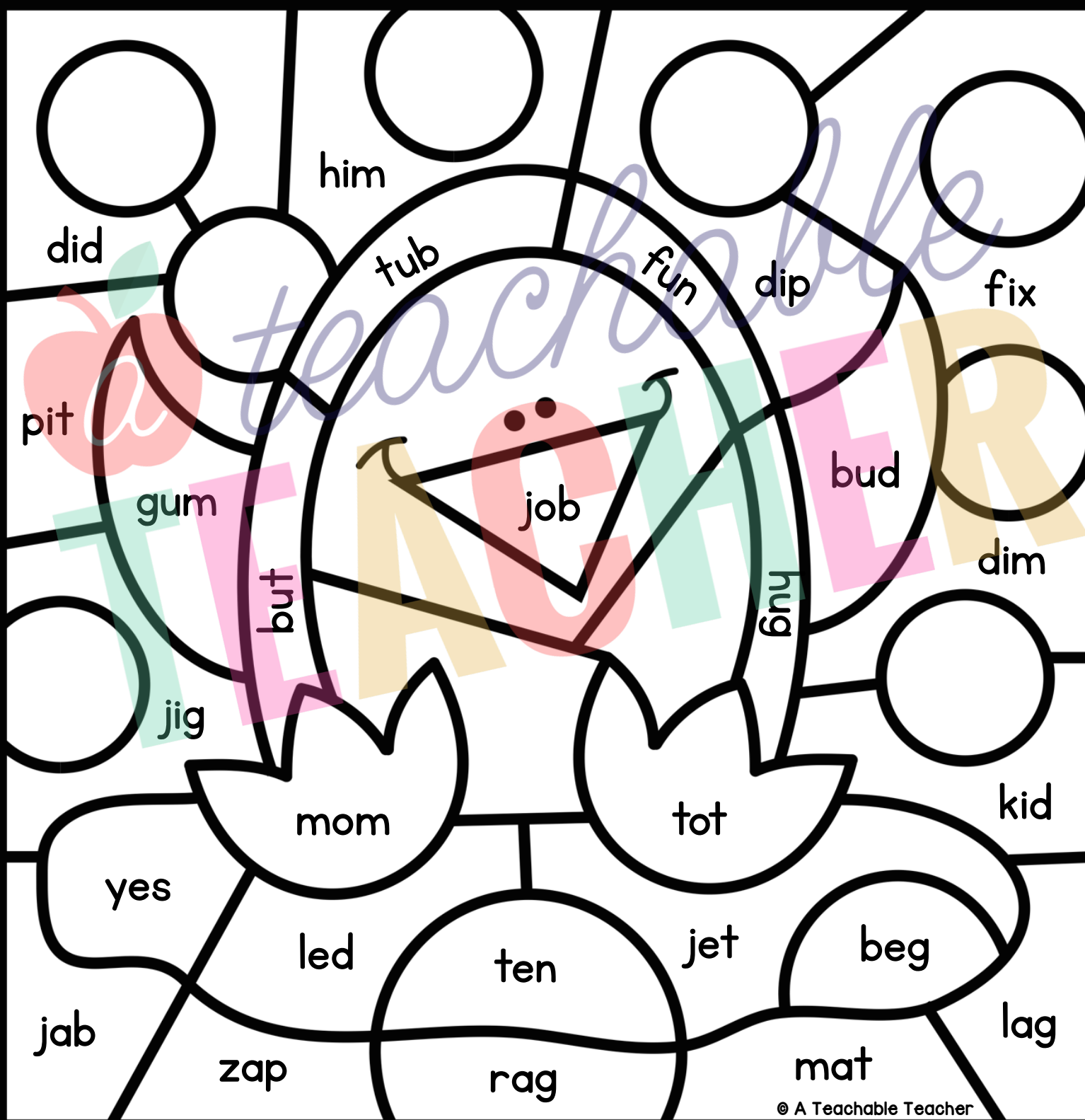
a - pink

e - blue

i - purple

o - yellow

u - black





Name _____





Mitten Mystery


Directions: Fill in the missing letter. Then rewrite the word. At the end, read all the words that you wrote. Color a snowflake each time that you read the page.


	p	a	
	pan		


		o	m


	t		g

		g	e


		i	g

		n	p

	b	u	

		e	g






Name _____

Snow Ski Spelling

Directions: Trace and read the word. Then write the rhyming word for each picture. Finally, read all the CVC words on the page. Repeat three times. Color a pair of goggles each time you read.

If I can spell...	...then I can spell
 <p>cub</p>	
 <p>box</p>	
 <p>nut</p>	
 <p>can</p>	
 <p>set</p>	
 <p>pig</p>	



Name _____

Chilly Sentences

Directions: Look at the picture. Read the sentences. Color the snowflake next to the sentence that matches the picture. Then, read the whole page three times. Color a snowflake each time you read.



It is not hot out.



Mel can sip on that.



Nan will look for her pen.



My hat is too big!



I bet I can hit this.



That mug is very hot.




He can have fun in the house.



Pat will sit and go down.





Name _____

Snowball Scramble

Directions: Unscramble and rewrite the sentence. Read the page 3 times. Color a snowball each time you read.

me	scarf 	My	<u>hot</u> .	makes
----	---	----	--------------	-------

--	--	--	--	--

skates 	<u>fit</u>	well.	These	her
--	------------	-------	-------	-----


--	--	--	--	--

<u>mom</u>	a	snowman. 	made	My
------------	---	--	------	----


--	--	--	--	--

This	the	<u>fox</u>	snow. 	likes
------	-----	------------	---	-------

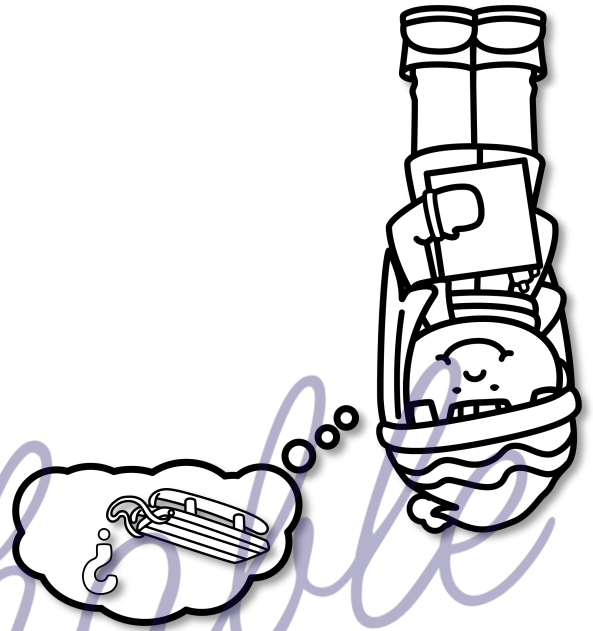
--	--	--	--	--



My sled is not by my bed.




I will jog around to look for it.



It is not by my cat.

Where is my sled?

It is not on the bus.



TEACHER

My Sled



My sled is by the hut!



Read by:

Color a question mark each time you read the story.

