

Winter

PHONICS WORKSHEETS



digraphs edition

Created By A Teachable Teacher

Name _____



Snowplow Rhyme

Directions: Read the word. Then, circle the picture that rhymes with the word. Finally, write the rhyming word.

dash			cash
fish			
bath			
sack			
luck			
neck			
hush			
bash			











Name _____

Snow Angel Sort

Directions: Cut, say, sort, paste.

ck

sh




teachable

TEACH

neck
rash, pack, shed,
tuck, dish, dock,

clipart key



Name _____

Snowy Lane

Directions: Help the boy get to the pile of snow by coloring ONLY the words that have the CH digraph sound.

	tick	Rich	chip	chap
chat	that	such	wish	chug
much	Chad	chin	tuck	much
peck	shut	with	dish	Chad
sick	lock	shag	this	

BONUS: Read through the maze 3 times. Color a snowflake each time you read.





















Name _____

Blending Blizzard

Directions: Blend to read. Then color or circle the matching picture. Finally, rewrite the word.

<p>Rich</p>	 	
<p>rack</p>	 	
<p>moth</p>	 	
<p>shed</p>	 	
<p>chin</p>	 	
<p>sock</p>	 	
<p>path</p>	 	
<p>lash</p>	 	

Name _____

Cozy Digraphs

Directions: Look at the picture. Then color according to the digraph sound.

sh - yellow	ch - pink	ck - green	th - blue
-------------	-----------	------------	-----------

The maze contains the following illustrations and words:


- sh: *shower*, *shell*, *shoe*, *shirt*
- ch: *church*, *chicken*, *chick*, *chocolate*, *child*, *cherry*, *chess*, *chips*
- ck: *clock*, *cake*, *cup*, *check*, *clock*, *cup*
- th: *thumb*, *thigh*, *thigh*, *thumb*













Name _____

Brisk Beginnings

Directions: Write the beginning sound under each picture. Then read the word. Circle the picture that matches the word.



shop





Name _____

Mitten Mystery

Directions: Fill in the missing letter. Then rewrite the word. At the end, read all the words that you wrote. Color a snowflake each time that you read the page.

	a	th
	path	

	c	sh

	a	t

	n	e

	sh	p

	m	a

	a	ck

	ch	n





Name _____

Chilly Sentences


Directions: Look at the picture. Read the sentences. Color the snowflake next to the sentence that matches the picture. Then, read the whole page three times. Color a snowflake each time you read.



The moth is on the rock.



Jack can hit that puck.



Rick will get a big fish.



She will lock up the shed.



This duck is on the log.



Beth will chug that.




Rich can look for his sham.



I will rush to make this dish.





Name _____

Snowball Scramble

Directions: Unscramble and rewrite the sentence. Read the page 3 times. Color a snowball each time you read.

is	My	coat 	<u>thin.</u>	not
----	----	--	--------------	-----

--	--	--	--	--

skiing. 	likes	go	<u>Chad</u>	to
---	-------	----	-------------	----


--	--	--	--	--

I	icicle. 	<u>lick</u>	an	can
---	---	-------------	----	-----


--	--	--	--	--

has	<u>sash.</u>	The	snowman 	a
-----	--------------	-----	---	---

--	--	--	--	--




He puts on his things
to go out.



Rich can see flurries.

Rich and Chad chat
about the flurries.



Chad.

Rich sees his chap,

Then they play all
day with the flurries.



Rich had so much fun
with the flurries!

digraphs

Flurries



Read by:

Color a snowflake each time you read the story.

