

Winter

PHONICS WORKSHEETS

blends

blends

blends

blends

Name _____

Winter B


Directions: Look at the pictures in each picture that does not have the sound. After, write the words in the corner.

gr		
cr		
dr		
tr		
gr	cr	dr

25 pages

blends edition

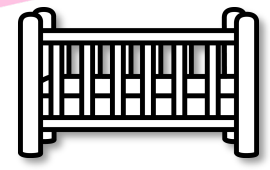




Created By A Teachable Teacher



Name _____

Snowball Sort

Directions: Read the word. Then, cut and paste the matching picture. Finally, write the word.



Now read all the words that you wrote. Color a snowball each time that you read the page.





Name _____

Mitten Mystery

Directions: Fill in the missing letter(s). Then rewrite the word. At the end, read all the words that you wrote. Color a snowflake each time that you read the page.

	s		i	m
	swim			

	s	t	i	

	p	i	n	

	s		a	g

	s	m	a	


	s	t		m

	m	o	g	

	s	n	a	



Name _____



Snowplow Blends

Directions: Read the word. Then, circle the picture that matches the word. Finally, write the word.


glum			glum
brush			
snap			
clock			
track			
stop			
drum			
sloth			



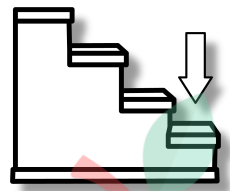

Name _____

Toboggan Blends

Directions: Look at the picture. Say the word. Fill in the missing blend sound. Then rewrite the word.



		i	p
--	--	---	---




		e	p
--	--	---	---




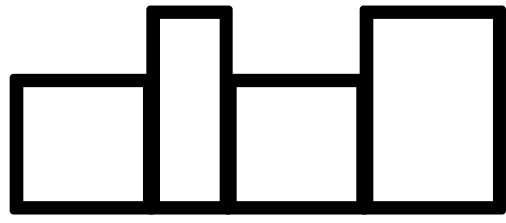
		a	t
--	--	---	---



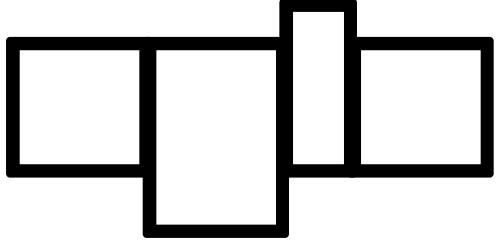
		i	b
--	--	---	---



		e	d
--	--	---	---






		i	n
--	--	---	---






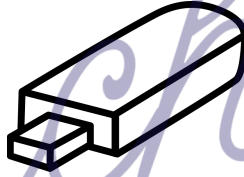
Name _____

Cozy Cross Out

Directions: Look at the picture. Write the word. Then cross out the picture and word that does not have a blend.




crab




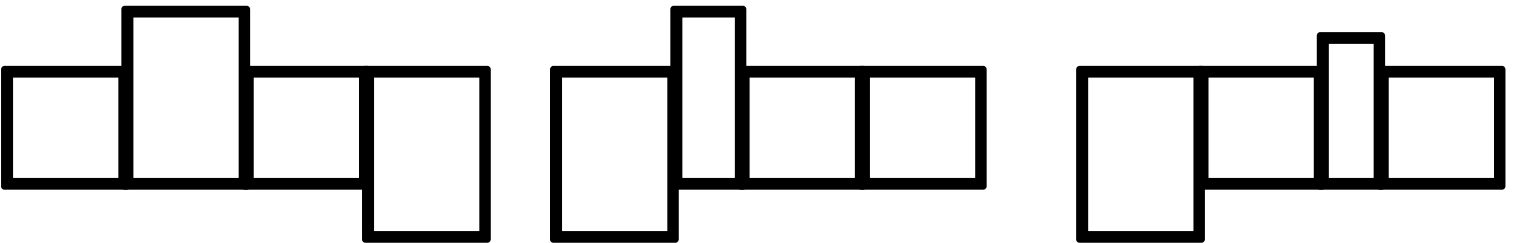

Name _____

Whiteout Words

Directions: Use the word bank to fill in the word boxes, letter by letter. Then color a snowflake each time you read the page.



grin	stop	clog	plan	span
blot	trot	trim	slob	





Name _____

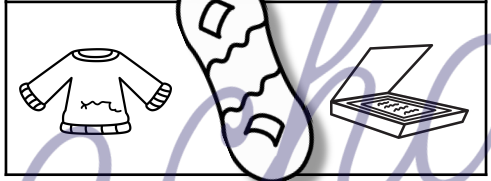
Snowboard Scramble

Directions: Unscramble the letters to make a word. Write the word underneath. Then, circle the picture that matches the word.

a sh f l



s n c a



l b ck a




ck t a s




l c a p



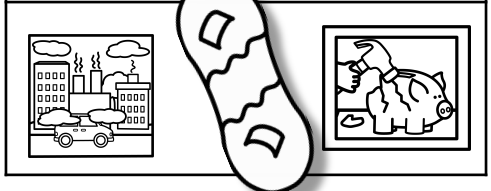
x e f l



u m l p




sh m s a



d o r p





Name _____

Drafty Drawing

Directions: Read the sentence. Next, draw a picture to match the sentence. Finally, read all the sentences on the page three times. Color a snow pile each time you read the page.



My flat sled can go down the mountain  .

There is fresh snow  on my house.


I will put sticks in the snowman  .

Gran can grab my mittens  for me.

He will step in the slush with his boots  .




She is glad because it is so good!



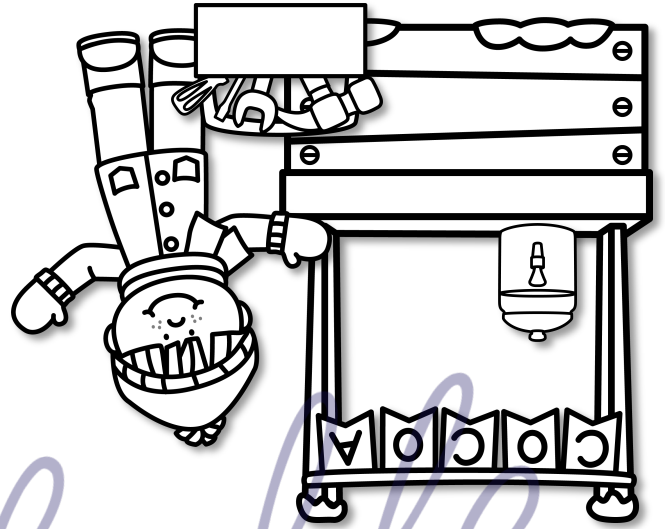
Brit stops to get some fresh hot chocolate.

Brit brags to all her pals about the stand.



They all flock to try Brad's hot chocolate.

He will use slabs to make a stand.



Brad will set up a hot chocolate stand.

Hot Chocolate Stand



Read by:

Color a cup each time you read the story.

