

I SPY PHONICS

a decodable resource

misc. ending

I Spy Phonics

Name: _____

Directions: Highlight the ending blend. Read the word. Find the matching picture. Then, write the word.

Read

- ramp
- sift
- craft
- wept
- stamp
- slept
- act

Find

Write

ramp
sift
craft

© A Teachable Teacher

15+
pages

blends edition

Created By A Teachable Teacher



scroll to see more

I SPY PHONICS

blends edition

19 pages included

Completely decodable!

Practice reading and writing words with new phonics skills!

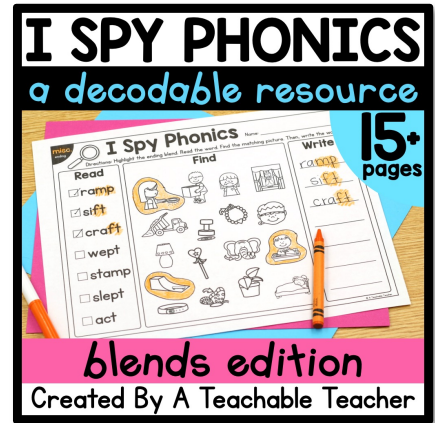
NO PREP! Just print and go!

Easy to differentiate for your students' needs!



Phonics Skills Included:

- ✓ Beginning R Blends
- ✓ Beginning S Blends
- ✓ Beginning L Blends
- ✓ Ending L Blends
- ✓ Ending N Blends
- ✓ Ending S Blends
- ✓ Misc. Ending Blends
- ✓ Mixed Beginning Blends
- ✓ Mixed Ending Blends



Sarah M.
April 23, 2023

★★★★★ Extremely satisfied

My class loved doing I Spy for letter sounds and CVC words so I was happy to find this resource in digraphs and blends to give them more of a challenge later in the year. This is an easy center to prep and fun for the students while still practicing phonics skills.

Students used with
K

Students were engaged

Strongly disagree Strongly agree



Students will:

- ✓ highlight the target skill in the word
- ✓ decode/read the word
- ✓ encode/write the word
- ✓ demonstrate comprehension by finding the image that matches the word

I SPY PHONICS

blends edition

target skill in corner for easy reference



L
beginning



I Spy Phonics

Name: _____

Directions: Highlight the beginning blend. Read the word. Find the matching picture. Then, write the word.

Read

sled

flex

clock

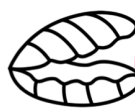

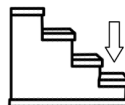
plug

flash

flat

clip

Find



Write

sled

flex

© A Teachable Teacher



Read and highlight
decodable
words with the
target skill

Show word
comprehension by
finding the
matching picture



Practice
encoding/
writing
target skill
words



NO PREP

I SPY PHONICS

blends edition

See it in action!

R beginning
I Spy Phonics Name: _____
Directions: Highlight the beginning blend. Read the word. Find the matching picture. Then, write the word.

Read	Find	Write
<input checked="" type="checkbox"/> crab		crab
<input checked="" type="checkbox"/> brush		brush
<input type="checkbox"/> drop		
<input type="checkbox"/> crush		
<input type="checkbox"/> trap		

N ending
I Spy Phonics Name: _____
Directions: Highlight the ending blend. Read the word. Find the matching picture. Then, write the word.

Read	Find	Write
<input checked="" type="checkbox"/> dunk		dunk
<input checked="" type="checkbox"/> wind		wind
<input checked="" type="checkbox"/> sink		sink
<input checked="" type="checkbox"/> king		king
<input type="checkbox"/> tent		
<input type="checkbox"/> lung		
<input type="checkbox"/> ring		

N ending
I Spy Phonics Name: _____
Directions: Highlight the ending blend. Read the word. Find the matching picture. Then, write the word.

Read	Find	Write
<input checked="" type="checkbox"/> dunk		
<input checked="" type="checkbox"/> wind		
<input checked="" type="checkbox"/> sink		
<input checked="" type="checkbox"/> king		

M ending
I Spy Phonics Name: _____
Directions: Highlight the ending blend. Read the word. Find the matching picture. Then, write the word.

Read	Find	Write
<input checked="" type="checkbox"/> camp		camp
<input checked="" type="checkbox"/> tent		plant
<input type="checkbox"/> king		go if
<input type="checkbox"/> wolf		
<input type="checkbox"/> ring		
<input type="checkbox"/> wing		

NO PREP



TEACHERS ARE RAVING!



Wiser with Kisor (TPT Seller)

September 5, 2023

★★★★★ Extremely satisfied

My students get so excited about "i spy" and I love that these are truly skill focused. I've bought every version you have!

Students used with

1st grade



Keri M.

June 8, 2023

★★★★★ Extremely satisfied

This was perfect blends activity! The kids loved it and it was super cute! Thanks for creating and sharing!

Students used with

2nd grade

Students were engaged



ka

April 11, 2022

★★★★★ Extremely satisfied

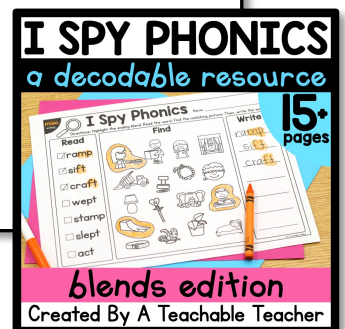

My students love using this resource. The variety is perfect and we are able to discuss vocabulary with pictures as well as read and write!

Students used with

1st grade

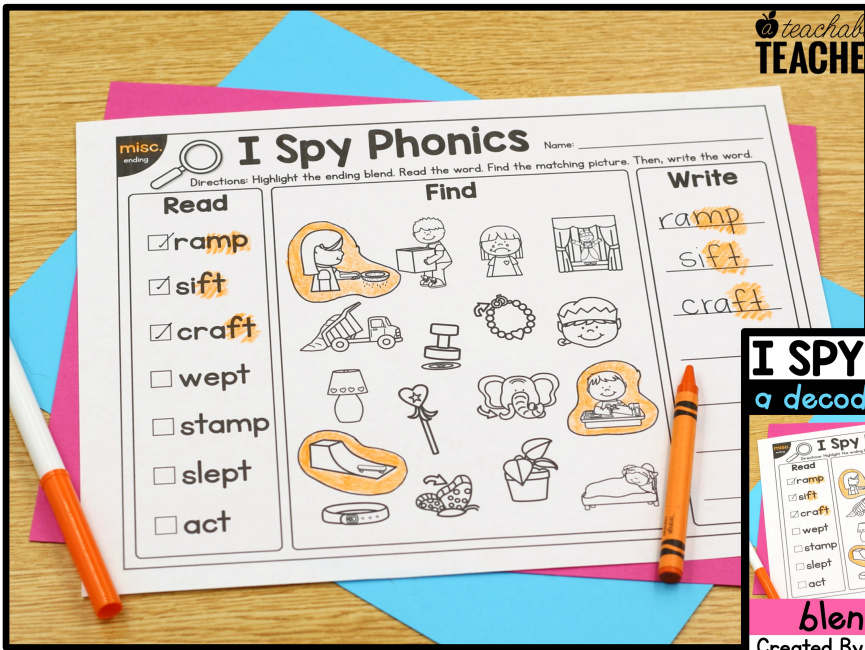
Primarily students with learning difficulties

Students were engaged

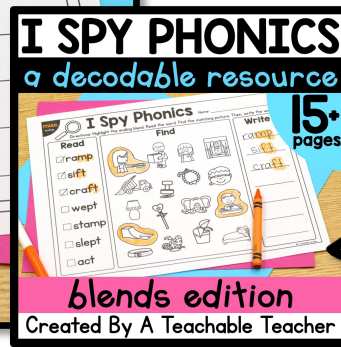


Your students will love this!

These are designed for **students** to practice reading and writing words with beginning & ending blends.



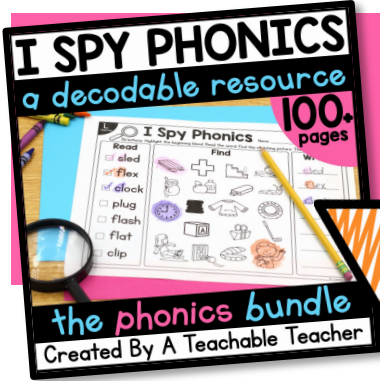
Engaging I Spy phonics game that is **NO prep** and **FUN!**



NO PREP needed!

Ready for words with beginning and ending blends practice you may need! Just print and go!





GET THE BUNDLE & SAVE \$\$\$\$

Phonics Skill

of Pages

CVC word families

28

Digraphs

10

Blends

19

CVCe

12

Long Vowel Teams

18

Diphthongs

10

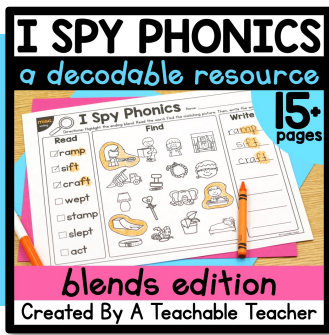
R-controlled Vowels

8

Bundle TOTALS

105 pages

Click [HERE](#) for the **BUNDLE**



Frequently Asked Questions

Is this resource available in an online version?

This resource is NOT available in an online format.

I bought one of the individual packets, and now I want the bundle. Can I get a discount?

TpT does not allow sellers to process refunds. However, they will refund you if you buy both. After buying the bundle, email them and ask for the individual item to be refunded.
support@teacherspayteachers.com

Is this an editable resource so I am able to add my own pictures for my students to find?

No, this is not an editable product. I will keep this idea in mind for possible future updates!