


Valentine's Day


PHONICS WORKSHEETS



CVC words edition


Created By A Teachable Teacher

Name _____



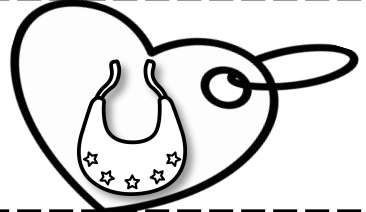

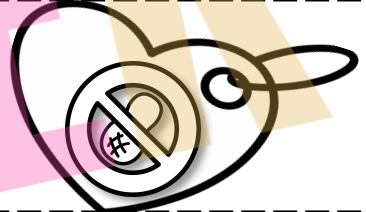




Chocolate Cut

Directions: Cut, say, sort, paste.



short i

short a



teachable

TEACH













clipart key
ban, kit, bib, sad,
rip, yam, tin




Name _____

Crafty Word Family

Directions: Look at the pictures in each row. Cross out the picture that is not in the same word family. After, write the words in each word family.

-ug			
-um			
-un			
-ut			







-ug family	-um family	-un family	-ut family
hug 			




Name _____

Smitten Sounds

Directions: Look at the picture. Circle the right beginning, middle, and ending sound to match. Finally, write the word.

	t	u	g	
	f	o	p	
	b	i	d	
	d	e	b	
	g	a	d	
	j	o	p	
	h	u	j	
	m	o	g	
	l	e	q	
	t	i	g	
	w	i	n	
	r	a	m	

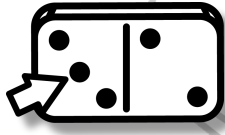


Name _____


Be Mine Blending

Directions: Blend to read. Then color or circle the matching picture. Finally, rewrite the word.

dad



red



mop



yak




mix





fun



led



sum



Name _____

Bouquet of Vowels

Directions: Read the word. Then color according to the middle vowel sound.

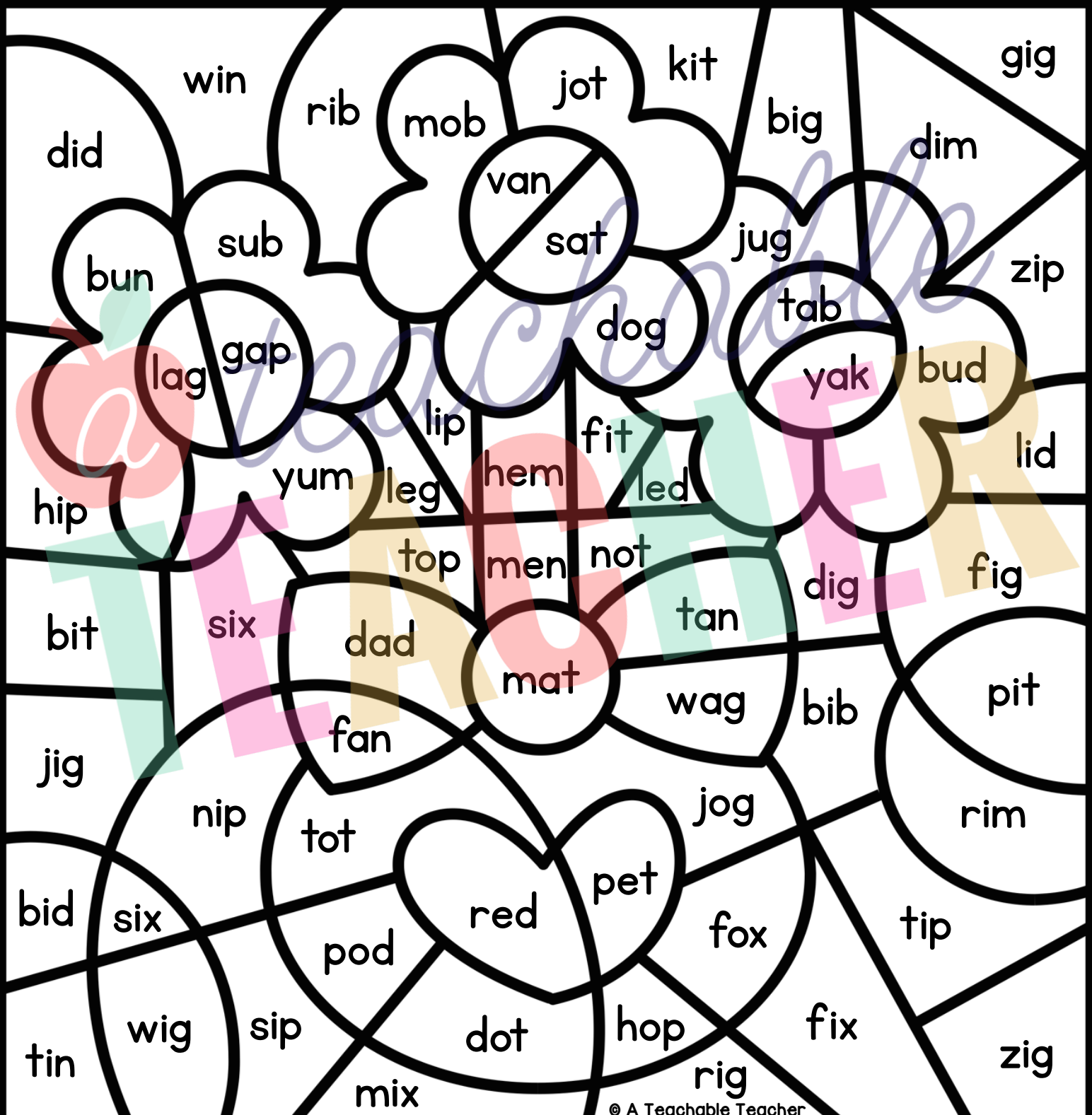
a - yellow

e - green

i - blue

o - pink

u - red



Name _____



Candy Heart Words

Directions: Use the word bank to fill in the word boxes, letter by letter. Then color a box of candy hearts each time you read the page.

yes

zig

not

gut

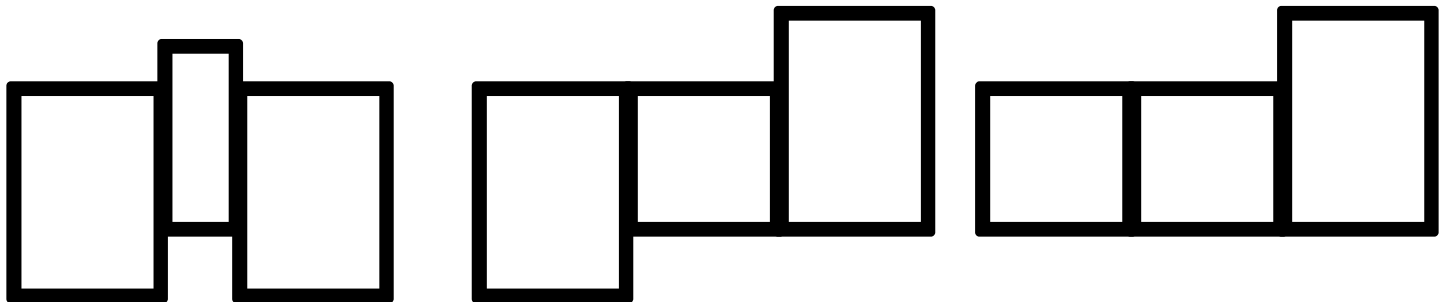

bam

sag

nut

gig

yet




Name _____




Mail Mystery


Directions: Fill in the missing letter. Then rewrite the word. At the end, read all the words that you wrote. Color a mail truck each time that you read the page.




b	e	
beg		




c		t




	o	d




p	a	




d		g






	i	m



p	e	



s		t



Name _____




Cupid Spellings

Directions: Trace and read the word. Then write the rhyming word for each picture. Finally, read all the CVC words on the page. Repeat three times. Color a pen each time you read.

If I can spell...


...then I can spell



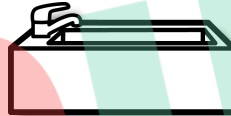
map




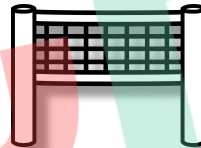
dot




rub





set



ram



win






Name _____

Sweet Sentences

Directions: Look at the picture. Read the sentences. Color the piece of chocolate next to the sentence that matches the picture. Then, read the whole page three times. Color a box of chocolate each time you read.



She will pop the tab up.




Bob will cut that.



She can sip on her cup.



He can give her a box.



Rob will get one out.






The dog got one, too!





Meg can jot down on her pad.



I will give him a hug.



Then I put two by
my dog's pen.




First, I put two by
my bed.

I will set them
around my house.




I have ten flowers.

I also put two by the
red cot.




Last, I give two each
to my mom and dad!



cvc

My Flowers



Read by:

Color a flower each time you read the story.

