


# Valentine's Day



## PHONICS WORKSHEETS



**digraphs edition**














**Created By A Teachable Teacher**

Name \_\_\_\_\_




# Rhyming Roses

Directions: Read the word. Then, circle the picture that rhymes with the word. Finally, write the rhyming word.

|      |   |   |      |
|------|---|---|------|
| lack |    |    | back |
| path |    |    |      |
| sash |   |   |      |
| peck |  |  |      |
| wish |  |  |      |
| duck |  |  |      |
| rush |  |  |      |
| mock |  |  |      |

Name \_\_\_\_\_



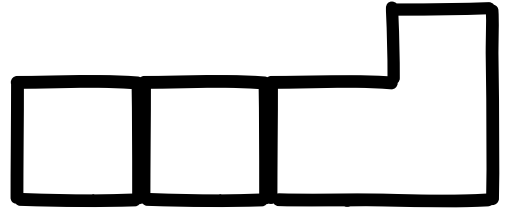
# Heart Digraphs

Directions: Look at the picture. Say the word. Fill in the missing digraph sound. Then rewrite the word.




c

a



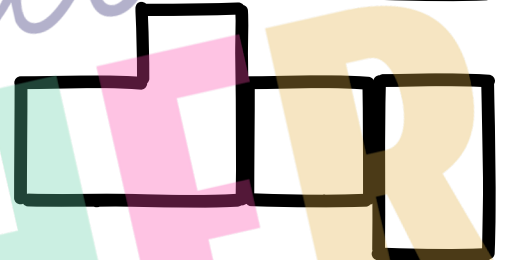
i

p





o

p




i

n




l


o



R

i












Name \_\_\_\_\_

# Smitten Sounds

Directions: Look at the picture. Circle the right beginning, middle, and ending sound to match. Finally, write the word.

|   |    |   |    |  |
|---|----|---|----|--|
|     | s  | o | ch |  |
|   | z  | a | ck |  |
|     | ch | i | m  |  |
|   | th | e | n  |  |
|   | ch | u | t  |  |
|   | sh | a | f  |  |
|  | sh | u | t  |  |
|   | th | e | d  |  |
|   | l  | o | sh |  |
|   | m  | a | th |  |
|   | q  | e | ck |  |
|   | p  | i | ch |  |



Name \_\_\_\_\_

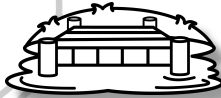

# Be Mine Blending

Directions: Blend to read. Then color or circle the matching picture. Finally, rewrite the word.

math



dock



ship



chug



wish



thin



chip



puck




Name \_\_\_\_\_

# Heart Digraphs

Directions: Look at the picture. Then color according to the digraph sound.


|           |          |             |           |
|-----------|----------|-------------|-----------|
| sh - pink | ch - red | ck - purple | th - blue |
|-----------|----------|-------------|-----------|



Name \_\_\_\_\_

# February Fun

Directions: Read the word. Then, cut and paste the matching picture. Finally, write the word.



tack



tack




rush

path

chat

duck

ship



Now read all the words that you wrote. Color a flower each time that you read the page.





Name \_\_\_\_\_

# Mail Mystery

Directions: Fill in the missing letter(s). Then rewrite the word. At the end, read all the words that you wrote. Color a mail truck each time that you read the page.

|  |      |   |  |
|--|------|---|--|
|  | r    | a |  |
|  | rash |   |  |

|  |    |  |   |
|--|----|--|---|
|  | th |  | m |
|  |    |  |   |

|  |  |   |    |
|--|--|---|----|
|  |  | i | ck |
|  |  |   |    |


|  |  |   |   |
|--|--|---|---|
|  |  | a | d |
|  |  |   |   |

|  |   |  |    |
|--|---|--|----|
|  | l |  | ck |
|  |   |  |    |

|  |    |  |   |
|--|----|--|---|
|  | sh |  | u |
|  |    |  |   |

|  |   |   |  |
|--|---|---|--|
|  | b | a |  |
|  |   |   |  |

|  |  |   |   |
|--|--|---|---|
|  |  |   |   |
|  |  | o | p |














Name \_\_\_\_\_

# Cupid Spellings

Directions: Trace and read the word. Then write the rhyming word for each picture. Finally, read all the words with digraphs on the page. Repeat three times. Color a pencil each time you read.

| If I can spell...   | ...then I can spell  |
|---|--|
|  <p>back</p>    |    |
|  <p>hush</p>    |     |
|  <p>math</p>  |  |
|  <p>lock</p> |  |
|  <p>ash</p>   |  |
|  <p>sick</p>  |  |






Name \_\_\_\_\_

# Friendship Scramble

Directions: Unscramble and rewrite the sentence. Read the page 3 times. Color a heart each time you read.

|     |              |   |   |   |
|-----|--------------|---|---|---|
| can | <u>l</u> ick | I | lollipop.  | a |
|-----|--------------|---|---|---|

Blank space for writing the unscrambled sentence.

|              |   |     |   |    |
|--------------|---|-----|---|----|
| <u>T</u> hat | rose.  | red | a | is |
|--------------|---|-----|---|----|

Blank space for writing the unscrambled sentence.

|      |     |              |   |  |
|------|-----|--------------|---|--|
| give | can | <u>R</u> ich | a | valentine.  |
|------|-----|--------------|---|--|


Blank space for writing the unscrambled sentence.

|               |   |   |     |    |
|---------------|---|---|-----|----|
| <u>s</u> ash. | Cupid  | a | has | on |
|---------------|---|---|-----|----|

Blank space for writing the unscrambled sentence.




Beth gets to dab her numbers on the page.




They get their math things and sit down.

Beth and Seth think math is great!




It is time for math.

Seth gets to write his number on the page.



This math time is so much fun!

# Math Time



Read by:

Color a domino each time you read the story.

