

St. Patrick's

PHONICS WORKSHEETS



letter sounds edition















Created By A Teachable Teacher



Name _____

Shamrock Sounds

Directions: Look at the picture. Say the word. Circle the letter that represents the beginning sound.




Name _____


Pot of Sounds

Directions: Name the picture. Then color according to the beginning sound.

l - yellow	c - black	h - green	p - blue	n - orange
------------	-----------	-----------	----------	------------

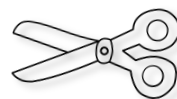


Name _____






Lucky Sort

Directions: Cut, say, sort, paste.



Yy

Gg



yarn

gun, game, garden,

yo-yo, guitar, yell,


clipart key



teachable




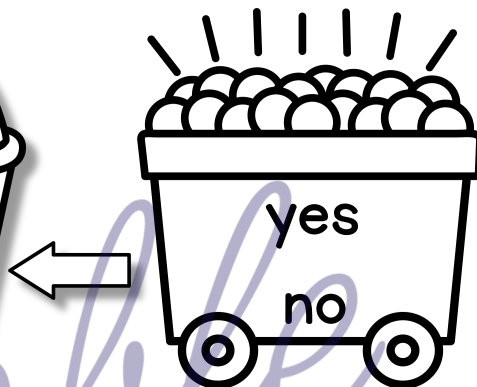


TEACH


Name _____



"X" Marks the Gold

Directions: Look at the picture. Decide if the word ends with the Xx sound. Circle or color yes or no.









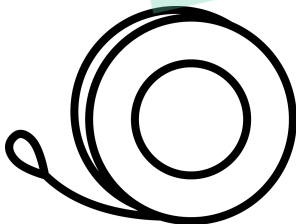

Name _____

Mischievous Sounds

Directions: Look at the pictures in each row. Think about the beginning sound for each picture. Write the letter that all the pictures start with at the end of the row.



N n


















Name _____




March's Message

Directions: Write the beginning sound under picture. Then ask an adult to help you read the secret message! Rewrite the message on the lines at the bottom of the page.



				
H				


									

Name _____


Golden Sentences

Directions: Trace the letters. Then read each sentence. Finally, read the whole page three times. Color a coin each time you read.





Cc is for  oin.

Pp is for  ot.


Ll is for  eprechaun.

Hh is for  arp.


Rr is for  ainbow.



C is for clover.





H is for hat.



abc

I Can Read!



Read by:


Color a cookie each time you read the story.

B is for beard.




Name _____

Horseshoe Beginnings



Directions: Look at the picture. Say the word. Fill in the beginning sound. Then, rewrite the word.



o

t


--	--	--



i

p


--	--	--



a

n

--	--	--



e

t

--	--	--



a

t

--	--	--



o

x



--	--	--

teachable
TEACHER

Name _____

Spy Sounds

Directions: Look at the picture. Write the beginning sound on the line. Trace the letters. Then, rewrite the word.




_____ ud




_____ us




_____ um



_____ ug



_____ ut



_____ up