


St. Patrick's

PHONICS WORKSHEETS



CVC words edition

Created By A Teachable Teacher



Name _____


Lucky Word Families

Directions: Look at the pictures in each row. Cross out the picture that is not in the same word family. After, write the words in each word family.

-ib			
-ip			
-it			
-id			

-ib family	-ip family	-it family	-id family
rib . . . r i b			

Name _____


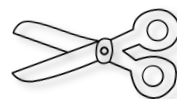


Lucky Sort

Directions: Cut, say, sort, paste.

short u

short a




teachable

TEACHABLE

pup, yam, gas

bat, fun, map, gum,

clipart key




Name _____

Mischievous Sounds

Directions: Look at the picture. Circle the right beginning, middle, and ending sound to match. Finally, write the word.

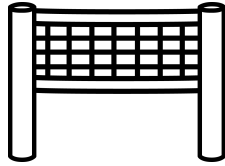

	g	e	m	
	j	a	n	
	t	o	g	
	f	a	j	
	n	a	q	
	d	i	p	
	h	a	z	
	w	u	x	
	s	o	n	
	c	a	m	
	m	a	t	
	n	e	f	







Name _____


Clover Cross Out

Directions: Look at the picture. Write the word. Then cross out the picture and word that does not rhyme.



get





Name _____

Leprechaun Hunt

Directions: Read the word bank. Then find each word in the word search.

word bank

vet

cab

rot

mud

bet



sag

fit

fog

tug

kid

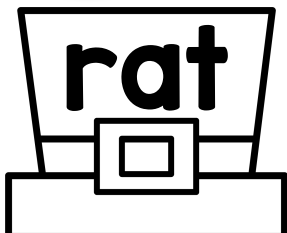




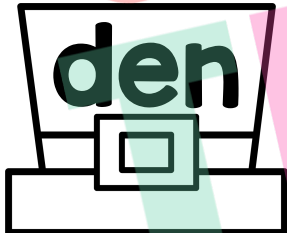
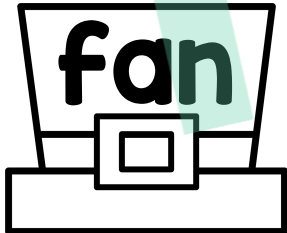
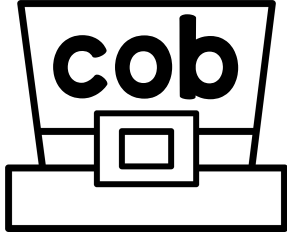
s	a	n	r	m	t	e	
o	k	c	a	b	u	v	m
	i	s	t	o	t	e	u
b	d	a	g	r	u	i	d
e	m	t	f	o	g	k	e
t	u	v	e	t		i	t
r	e	d	f	i	t	m	i
o	s	a	g	m	u	b	n


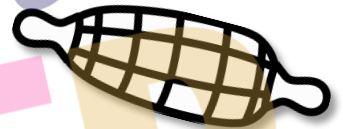



Name _____



March Mischief

Directions: Read the word. Then, cut and paste the matching picture. Finally, write the word.




Now read all the words that you wrote. Color a clover each time that you read the page.



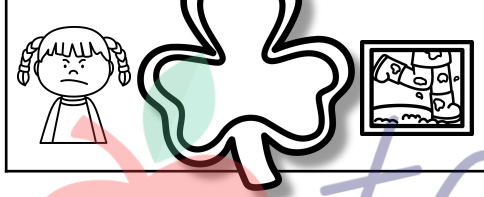
Name _____

Shamrock Scramble

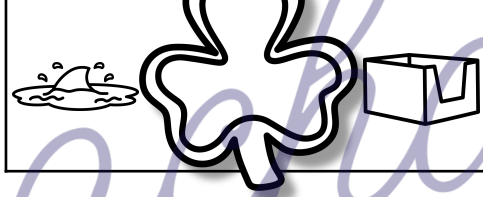
Directions: Unscramble the letters to make a word. Write the word underneath. Then, circle the picture that matches the word.




d	m	a
---	---	---




b	n	i
---	---	---



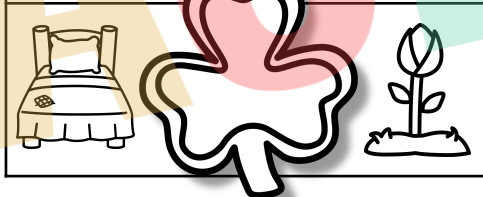
o	t	p
---	---	---




u	t	b
---	---	---




d	b	e
---	---	---




k	a	y
---	---	---




c	p	u
---	---	---




o	j	g
---	---	---



w	g	i
---	---	---






Name _____

Leprechaun Spellings

Directions: Trace and read the word. Then write the rhyming word for each picture. Finally, read all the CVC words on the page. Repeat three times. Color a rainbow each time you read.

If I can spell...	...then I can spell
 tin	
 toad	
 den	
 fox	
 kit	
 nun	





Name _____


Tasty Scramble

Directions: Unscramble and rewrite the sentence. Read the page 3 times. Color a cupcake each time you read.

<u>hat</u> .	<u>has</u>	The	a	leprechaun 
--------------	------------	-----	---	--

I	coins. 	<u>big</u>	<u>six</u>	<u>got</u>
---	--	------------	------------	------------

rainbow. 	<u>gal</u>	finds	This	a
--	------------	-------	------	---

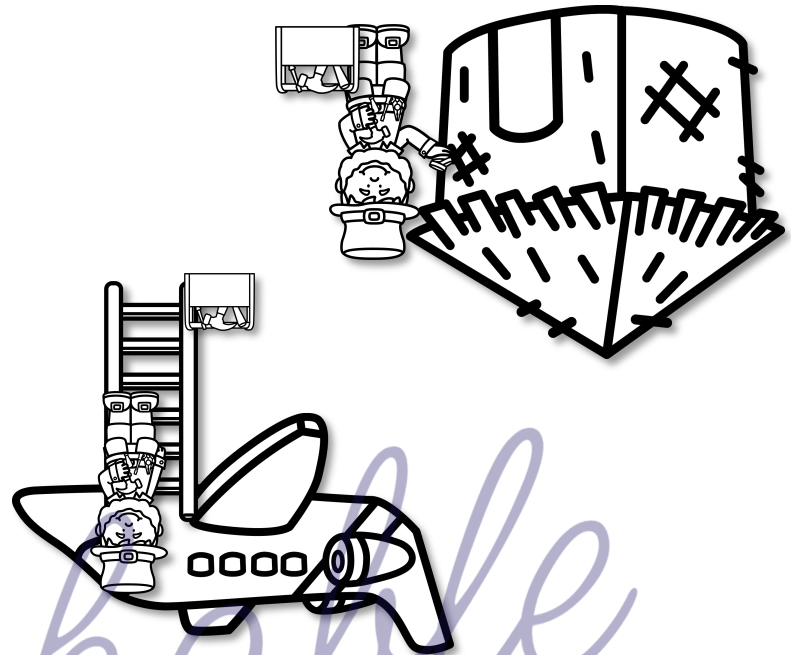
<u>pup</u>	The	a	clover. 	<u>has</u>
------------	-----	---	---	------------



The leprechaun can fix the top rod.




The leprechaun can fix the hut.



The leprechaun can fix the six ribs.

The leprechaun can fix the jet.

The leprechaun can fix the cab.



cvc

The Leprechaun



Read by:

Color a toolbox each time you read the story.



The leprechaun can fix that tan box.