


# St. Patrick's

# PHONICS WORKSHEETS



**blends edition**









**Created By A Teachable Teacher**




Name \_\_\_\_\_

# Clover Blending

Directions: Blend to read. Then color or circle the matching picture. Finally, rewrite the word.

club		
grin		
smock		
sled		
crab		
stem		
drum		
flag		



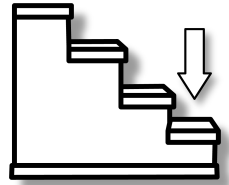



Name \_\_\_\_\_



# Crafty List

Directions: Read the word. Cut and paste the matching picture. Next, write the word. Read all the words that you wrote. Color a pair of scissors each time you read the page.



**skip**

**snug**




**spot**


**scan**

**step**

**snap**

**stop**





Name \_\_\_\_\_

# Lucky Blends

Directions: Look at the pictures in each row. Cross out the picture that does not have the same beginning blend. After, write the words in each blend column.

br			
cr			
dr			
tr			

br	cr	dr	tr
brush			



Name \_\_\_\_\_

# Hunting Gold

Directions: Highlight the beginning blend in each word. Then read the word.

grid

stuck

blab

fresh

skin

clash

flick

tram

smug

span

slam

stash

plan

scam

frock

blog

crop

broth

slim

plush

drag

swam

snip


glob

clack

BONUS: Read through the words 3 times. Color an gold coin each time you read.




Name \_\_\_\_\_


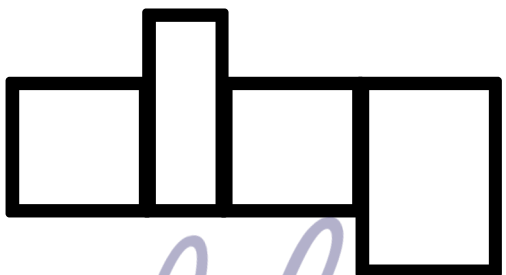


# Blend Spying

Directions: Look at the picture. Say the word. Fill in the missing blend sound. Then rewrite the word.



a p




o g




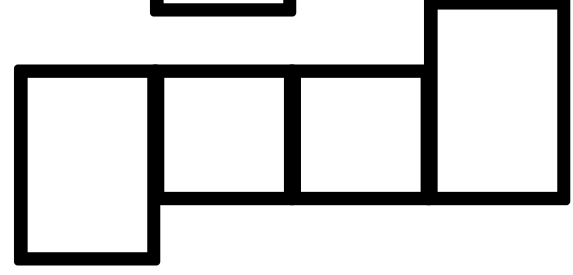
a g



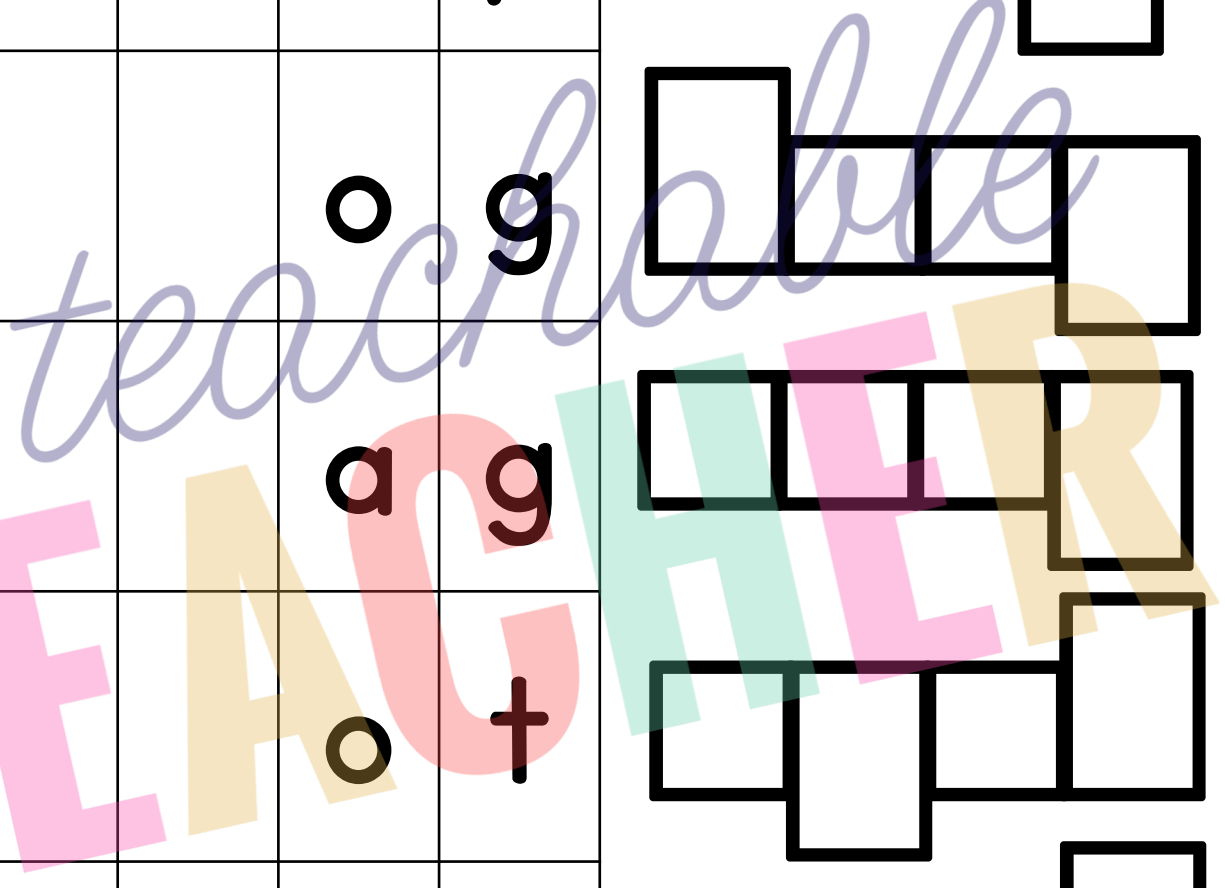
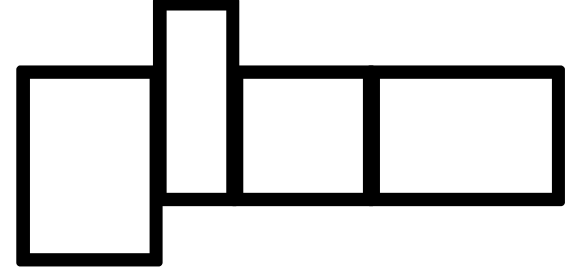
o t




a b



u m






Name \_\_\_\_\_


# Mischievous Sounds

Directions: Look at the picture. Circle the right beginning, middle, and ending sound to match. Finally, write the word.



d w o p

c r e b




p m u p

q l o g



s w e m

z m i n




d r u ch

t w a ck



s t o ck


c r a sh



s t i th

c l e ck










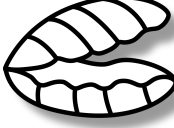


*teachable*  
**TEACHER**



Name \_\_\_\_\_

# Leprechaun Spellings

Directions: Trace and read the word. Then write the rhyming word for each picture. Finally, read all the words with blends on the page. Repeat three times. Color a rainbow each time you read.

If I can spell...	...then I can spell
 <p>glum</p>	
 <p>ot</p>	
 <p>grab</p>	
 <p>slick</p>	
 <p>glam</p>	
 <p>flip</p>	







Name \_\_\_\_\_

# Golden Sentences


Directions: Look at the picture. Read the sentences. Color the coin next to the sentence that matches the picture. Then, read the whole page three times. Color a coin pile each time you read.



He swam to grab the crab.




Fran will stick that to her page.



There is a fresh snack by the drum.



She can skip and not step on the cracks.



I can trick my dad.



Brock put on his smock to make that.



Glen will spot a frog.




The black cat is plush.



Name \_\_\_\_\_


# Rainbow Drawings



Directions: Read the sentence. Next, draw a picture to match the sentence. Finally, read all the sentences on the page three times. Color a pot of gold each time you read the page.



Gran can skip to the stack of coins .

I will stash my black pot by the rainbow .

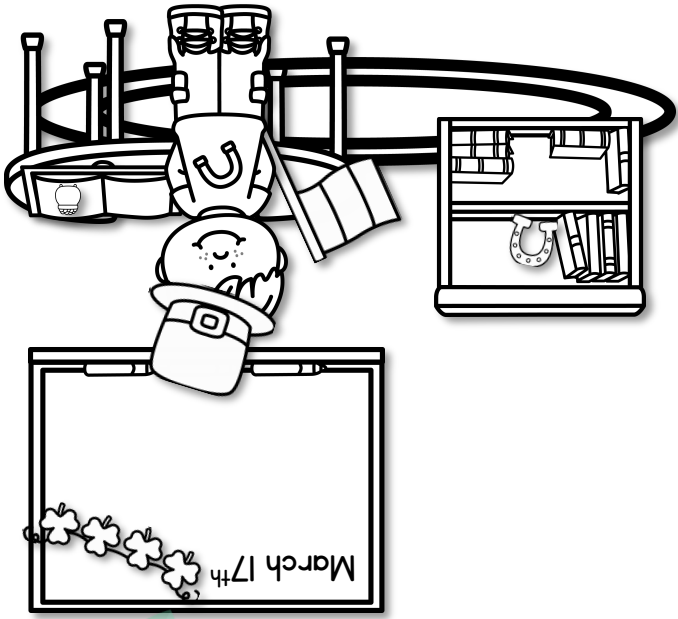
Brad can snip the stem of that clover .

She will drop the horseshoe  in the crib.

The leprechaun  will try to trick Smith.

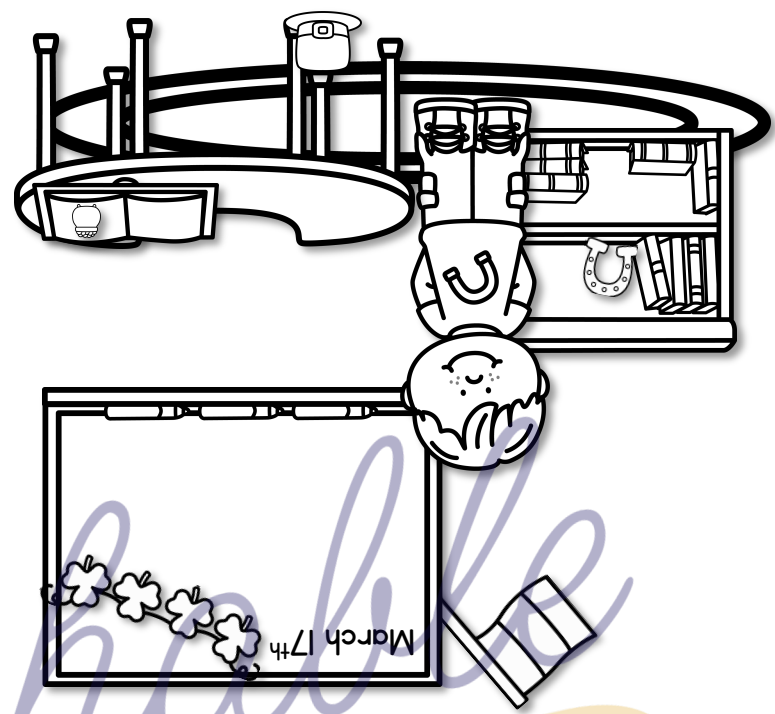


Then Glen also spots the black pot and hat.




Glen scans and sees a St. Patrick's Day flag.

Can Glen spot all the things for this day?



It is St. Patrick's Day!

Glen gets stuck and can not spot one more.



Can you help Glen and point to it?

blends

# St. Patrick's Day



Read by:

Color a hat each time you read the story.

