






Created By A Teachable Teacher

## Ideal for Kindergarten, 1<sup>st</sup> grade, & intervention

# Practice the Essential Phonics Skills

-  **Beginning & Ending Digraphs**
-  **Decoding & blending - read short vowel words with digraphs**
-  **Cut, Paste, Sort - interactive practice**
-  **Sentence Reading - apply phonics in context**
-  **Decodable Books - apply phonics in a story**

**digraphs** Name \_\_\_\_\_

**Chick's List**

Directions: Read the word. Cut and paste the matching picture. Next, write the word. Read all the words that you wrote. Color a jelly bean each time you read the page.

 cash		
 fish		
 ship		
 dish		
 rush		
 wish		
 hush		















  
  
  
  
  
  
  


© A Teachable Teacher

**digraphs** Name \_\_\_\_\_

**Colorful Digraphs**

Directions: Look at the pictures in each row. Cross out the picture that does not have the same digraph. After, write the words in each digraph column.

th			
ch			
ck			
sh			
th	ch	ck	sh
thin			

© A Teachable Teacher









# Engaging Digraphs & Phonics Activities

- ✓ Identify beginning & ending digraphs
- ✓ Circle sounds & build digraph words
- ✓ Write digraph words
- ✓ Hands-on phonics practice

**Colorful Digraphs**

Name \_\_\_\_\_







Directions: Look at the pictures in each row. Cross out the picture that does not have the same digraph. At each digraph column.

th		
ch		
ck		
sh		
th	ch	ck
thin		

**Animal Sounds**

Name \_\_\_\_\_

Directions: Look at the picture. Circle the right beginning, middle, and ending sound to match. Finally, write the word.

	b	a	ck	
	d	o	th	
	sh	u	t	
	ch	a	f	
	d	e	th	
	b	u	ck	
	ch	i	p	
	th	o	q	
	b	a	th	
	d	e	sh	
	th	e	m	
	sh	i	n	

© A Teachable Teacher

# Cut, Sort, Match, and Write!








- ✓ Identify digraph words
- ✓ Cut, sort, & paste digraph words
- ✓ Reinforces phonemic awareness
- ✓ Great for literacy centers




**digraphs**

Name \_\_\_\_\_

**Chick's List**

Directions: Read the word. Cut and paste the matching picture. Next, write the word. Read all the words that you wrote. Color a jelly bean each time you read the page.

 cash		
 fish		
 ship		
 dish		
 rush		
 wish		
 hush		

© A Teachable Teacher









**digraphs**

Name \_\_\_\_\_

**Easter Cut**

Directions: Cut, say, sort, paste.

ch	ck

chipart key  
chip, sick, chug,  
chop, dock, pack,

© A Teachable Teacher

# Apply Phonics Skills in Context

- ✓ Read digraph words in decodable sentences
- ✓ Read digraph words in decodable books
- ✓ Supports fluency & comprehension

She can do math on a page. Beth can use numbers in math.

Beth can help Seth with math, too.

Beth can read about math.

**Beth**

Read by: \_\_\_\_\_

Color a number each time you read the

What more can Beth do with math?

© A Teachable Teacher

Name \_\_\_\_\_

**Decorating Drawing**

Directions: Read the sentence. Next, draw a picture to match the sentence. Finally, read all the sentences on the page three times. Color an Easter basket each time you read the page.

Beth will <u>tuck</u> two <u>ducks</u> in her basket 🐼.	
The bunny 🐼 can <u>shut</u> his big <u>sack</u> .	
I will <u>dash</u> around to find <u>that</u> candy 🍬.	
Seth can <u>pick</u> up ten <u>eggs</u> 🥚.	
The flowers 🌸 are in the <u>thin</u> <u>shed</u> .	

🐼 🐼 🐼


© A Teachable Teacher

# No Prep Needed - Just Print & Go!

## 25 Differentiated Activities in a fun **Easter** theme

### Use For:

- ✓ Small Groups
- ✓ Intervention
- ✓ Literacy Centers
- ✓ Morning Work
- ✓ Early Finishers




# Save Time, Support Readers, & Make Phonics Fun!

- ✓ 25 No prep pages
- ✓ Engaging Easter themes
- ✓ Systematic Phonics Progression
- ✓ Supports the Science of Reading



Click *Add to Cart* & get started today!



Like this set? Get the Easter Bundle for 100 pages of phonics practice!