

# Easter

## PHONICS WORKSHEETS



**blends edition**

**Created By A Teachable Teacher**



**scroll to see more**

# Easter

blends edition

25 pages included!

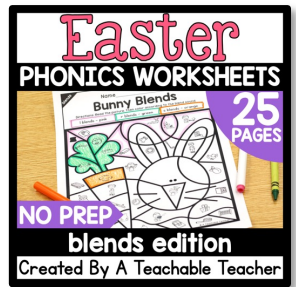
Targeted and intentional  
letter/beginning sounds  
practice!

Great resource for small  
group and independent  
work!

Easy to differentiate for  
your students' needs!



# In This Resource, Students Will:



- ✓ isolate & identify beginning blends
- ✓ read & comprehend CCVC & CVCC words
- ✓ write short vowel words with blends
- ✓ read short vowel words with blends in a sentence
- ✓ write short vowel words with blends
- ✓ read short vowel words with blends in a decodable reader



Kaela P.

April 18, 2023

★★★★★ Extremely satisfied

The perfect way to incorporate phonics into Easter celebrations! The kids love this!

Students used with

2nd grade

Primarily students with learning difficulties


Students were engaged

Strongly disagree

Strongly agree

# Students will have:

- ✓ phonics in context
- ✓ targeted practice
- ✓ differentiated practice





# Easter

## See it in action!

25 different activities!












**Egg Sort**  
Directions: cut, say, sort, paste

| beginning blend   | no beginning blend   |
|---|--|
| <br>crib | <br> |

**Bunny Blends**  
Directions: Read the picture. Then color according to the blend sound.  
l blends - pink    r blends - green    s blends - orange



**Colorful Blends**  
Directions: Look at the pictures in each row. Cross out the picture that does not have the same beginning blend. After, write the words in each blend column.

|       |   |   |   |
|-------|---|---|---|
| st    |  |  |  |
| sp    |  |  |  |
| sn    |  |  |  |
| sm    |  |  |  |
| st    | sp  | sn  | sm  |
| stem  | spin  |   |   |
| stack | spot  |   |   |

**Easter Bunny Hop**  
Directions: Highlight the beginning blend in each word. Then read the word.

|       |      |       |       |       |
|-------|------|-------|-------|-------|
| cluck | smog | trick | span  | crush |
| drab  | glam | slim  | spun  | frock |
| pluck | blab | smug  | skin  | tram  |
| slot  | plan | swam  | brim  | fret  |
| snip  | clot | skip  | flick | grid  |

BONUS: Read through the words 3 times. Color an egg each time you read.





No prep! Just print and go!



# Easter

Take a peek at the decodable readers included in this resource



4

Decodable Readers Included!










# Easter

## blends edition

**blends** Name \_\_\_\_\_

### Colorful Blends


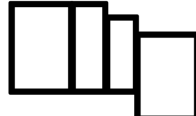

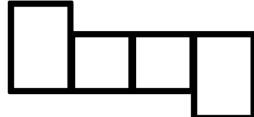


Directions: Look at the pictures in each row. Cross out the picture that does not have the same beginning blend. After, write the words in each blend column.

|    |   |   |   |
|----|---|---|---|
| st |  |  |  |
| sp |  |  |  |
| sn |  |  |  |

**blends** Name \_\_\_\_\_

### Chick Sounds













Directions: Look at the picture. Say the word. Fill in the missing blend sound. Then rewrite the word.




|  |  |     |  |
|--|--|-----|--|
|   |  | i p |   |
|   |  | o p |   |
|  |  | i m |  |

**blends** Name \_\_\_\_\_

### Easter Bunny Spelling

Directions: Trace and read the word. Then write the rhyming word for each picture. Finally, read all the words with blends on the page. Repeat three times. Color an egg each time you read.

| If I can spell...   | ...then I can spell   |
|---|---|
|  slam  |  |
|  grip  |  |
|  drop  |  |
|  clap  |  |
|  trash |  |
|  clock |  |


© A Teachable Teacher




25  
blends  
pages

Name \_\_\_\_\_

### Decorating Drawing

Directions: Read the sentence. Next, draw a picture to match the sentence. Finally, read all the sentences on the page three times. Color an Easter basket each time you read the page.

|   |   |
|---|---|
| Brook will scan for a stack of eggs.      |  |
| The bunny will skip and trot around.      |   |
| I can snip and snag all my flowers.       |   |
| Smith will run to his basket and grab it. |   |
| I have a stash of fresh candy.            |   |

© A Teachable Teacher





# TEACHERS ARE RAVING!



Virginia Campos (TPT Seller)

June 22, 2023

★★★★★ Extremely satisfied

Extremely Satisfied. I found this to be of great help with my students, especially in centers.

Students used with

**K**

Primarily students with mild to severe disabilities



Stacy W.

October 15, 2022

★★★★★ Extremely satisfied

Great resource! Very engaging for all of my students.

Students used with

**1st grade**

Students were engaged



Megan S.

May 4, 2022


★★★★★ Extremely satisfied

This is a great resource! Made for great fillers for a substitute! Thank you!

Students used with

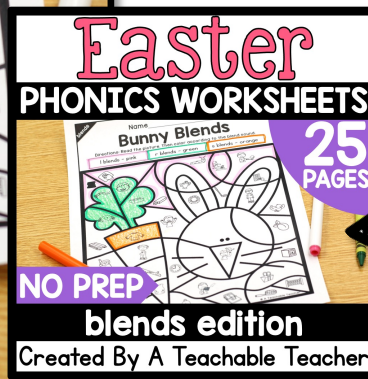
**1st grade**

Students were engaged



# ENGAGING and SEASONAL phonics practice!

Target phonics +  
reading + fluency +  
comprehension for  
words with  
beginning blends  
practice!




# NO PREP needed!

Ready for any  
short vowel  
words with  
beginning  
blends practice  
your students  
may need -  
Just print  
and go!







**GET THE BUNDLE &  
SAVE \$\$\$\$**

**Phonics Skill**

**# of Pages**

**Beginning Letter  
Sounds**

**25**

**CVC Words**

**25**

**Digraphs**

**25**

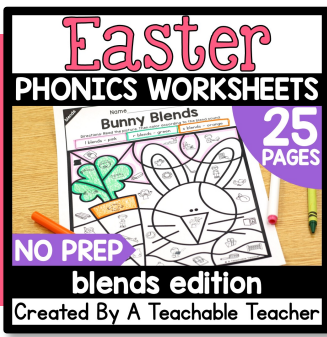
**Blends**

**25**

**Bundle  
TOTALS**

**100 Pages**

**Click [HERE](#) for the BUNDLE**



# Frequently Asked Questions

Is there an answer key included to help identify the pictures?

There are clipart/picture keys at the bottom of the cut and glue sorting pages. Feel free to email me a specific page you need help with if you don't see the clipart key.

Does this resource come in a bundle?

Yes! Click [HERE](#) for the money-saving Easter Phonics Bundle!

Are you planning to add pages to this resource?

No, this resource is currently complete. I will not be adding more pages to this resource.

Is this resource available in an online format?

No, this resource is not available in an online format.