

Summer

PHONICS WORKSHEETS

abc Name _____

"X"-citing Ice Cream

Directions: Look at the picture. Decide if the word ends with the Xx sound. Circle or color yes or no.

	yes no		yes no
	yes no		yes no
	yes no		yes no
	yes no		yes no


© A Teachable Teacher

25 PAGES

NO PREP

letter sounds edition

Created By A Teachable Teacher



scroll to see more

Summer

letter sounds edition

25 pages included!

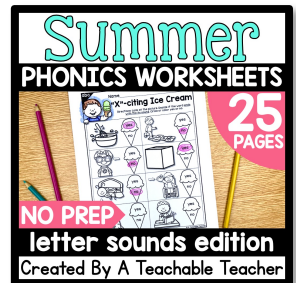
**Targeted and intentional
letter/beginning sounds
practice!**

**Great resource for small
group and independent
work!**


**Easy to differentiate for
your students' needs!**



In This Resource, Students Will:



- ✓ identify/match letters to their sounds
- ✓ distinguish between letters with similar sounds
- ✓ identify vowels VS consonants
- ✓ find pictures that don't start with the same sound
- ✓ read predictable sentences about letter sounds while building fluency
- ✓ read predictable sentences in a decodable reader while building fluency

 Having a Hoot in First (TPT Seller)
May 9, 2023

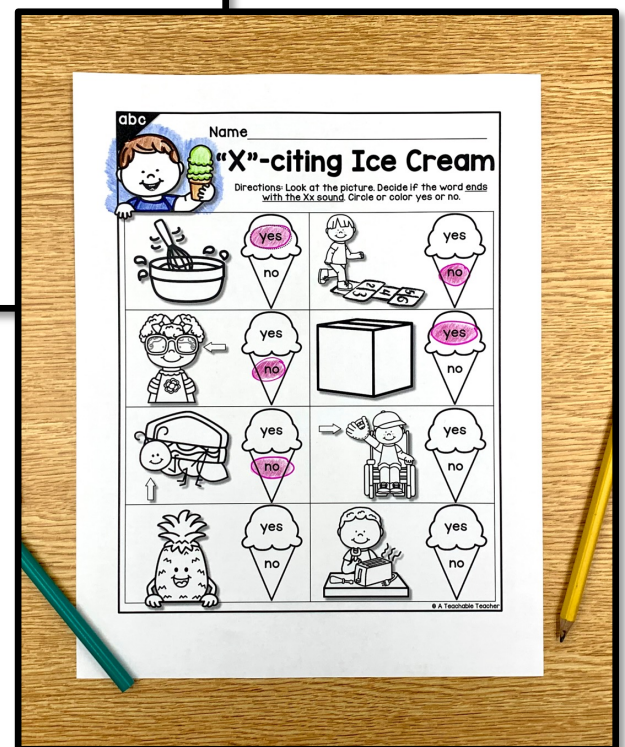
★★★★★ Extremely satisfied

Used as a summer resource for students to take home and complete with their family.

Students used with
K, 1st grades

Students were engaged

Strongly disagree Strongly agree



Students will have:

- ✓ phonics in context
- ✓ targeted practice
- ✓ differentiated practice

Summer

See it in action!

25 different activities!

abc Name _____
"X"-citing Ice Cream
Directions: Look at the picture. Decide if the word ends with the X sound. Circle or color yes or no.

	yes no		yes no
	yes no		yes no
	yes no		yes no
	yes no		yes no

abc Name _____
Canoe Cross Out
Directions: Trace the letter. Say the sound. Look at each picture. Cross out the picture that does not start with the sound.

Zz			
Ee			
Tt			
Vv			
Uu			
Ss			
Nn			

abc Name _____
Seashell Scramble
Directions: Look at the picture. Say the word. Cut out and paste the letter of the picture below on the beginning sound.

Oo	Ww	

Mm Kk Gg Uu

abc Name _____
Summer Fun
Directions: Write the beginning sound under picture. Then ask an adult to help you read the secret message! Rewrite the message on the lines at the bottom of the page.

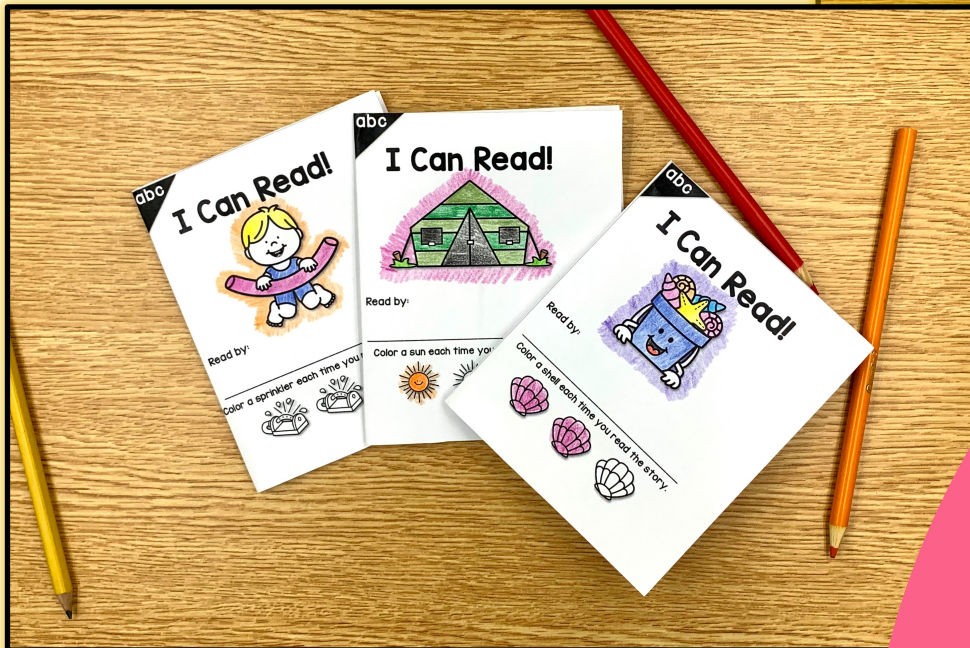

F	U	N	I
t	h	e	s

Fun in the sun!

No prep! Just print and go!

Summer

Take a peek at the decodable readers included in this resource



3

Decodable
Readers
Included!


Summer


letter sounds edition


abc Name _____

Summer Hunt

Directions: Use a crayon to color code the letters.

 **consonants**






 **vowels**

x	c	j	m	b	i	t	o
e	d	n	a	r	h	a	
a	p	k	z	w	g	v	e

abc Name _____

Vacation Mystery








Directions: Look at the picture. Say the word. Circle the letter that matches the beginning sound. Then, write the uppercase and lowercase letter next to it.

			
Zz	Vv	Bb	Dd
			

abc Name _____

Lemonade List

Directions: Say the letter and sound. Look at the picture. Cut and paste the picture that starts with that sound. Then rewrite the letter that makes that sound.

	Aa		
	Gg		
	Nn		
	Jj		
	Oo		
	Cc		
	Pp		


clipart key
popicle, octopus,
nine, left computer,
ant, game


25
letter sound
pages


Name _____


Relax and Read


Directions: Trace the letters. Then read each sentence. Finally, read the whole page three times. Color a sun each time you read.




F is for  flip-flops.

C is for  canoe.

R is for  roasting.

P is for  picnic.

T is for  tent.



TEACHERS ARE RAVING!



Mary Anne M.
July 6, 2023

★★★★★ Extremely satisfied

I made packets for the last few weeks of school and the kids loved using them to review while I was testing . It was perfect

Students used with

K

Students were engaged



Christine P.
August 30, 2023

★★★★★ Extremely satisfied

This is an excellent resource to send home with students that need extra review over the summer break. The activities are engaging and required no prep. Thank you!

Students used with

1st grade

Primarily students with learning difficulties



June 5, 2023

★★★★★ Extremely satisfied

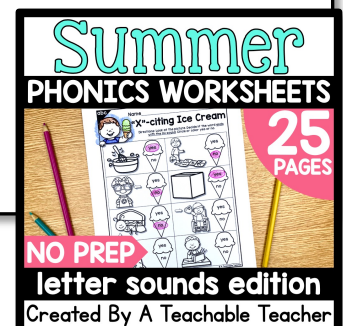

I really enjoyed using this resource. It was very helpful for my students to continue practicing things they have learned.

Students used with

1st grade

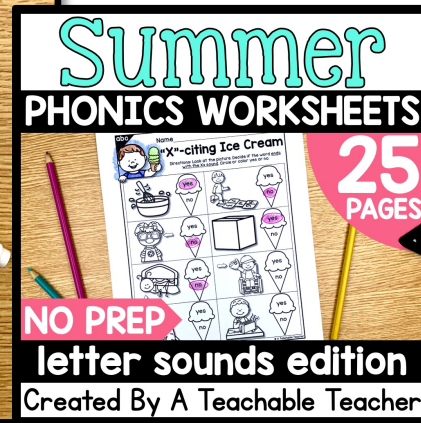
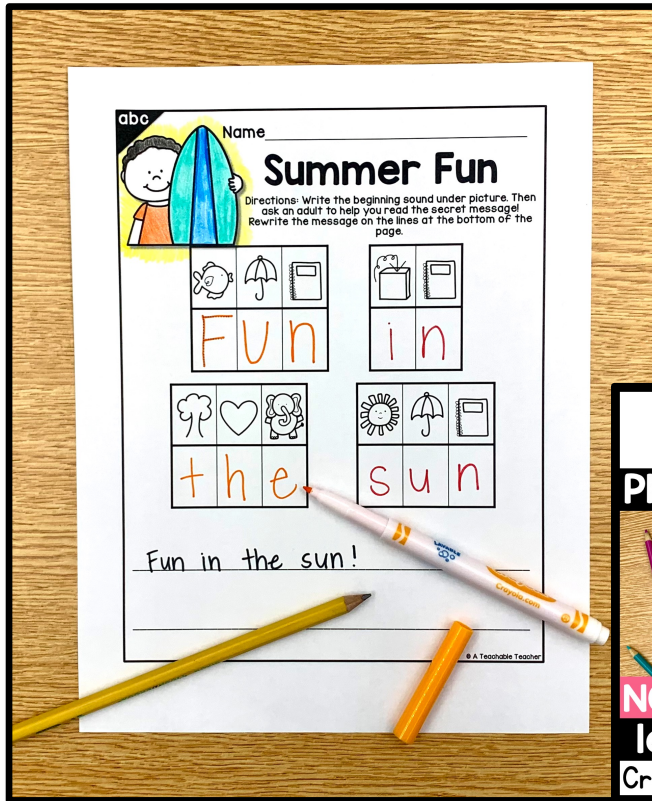
Primarily students with learning difficulties

Students were engaged



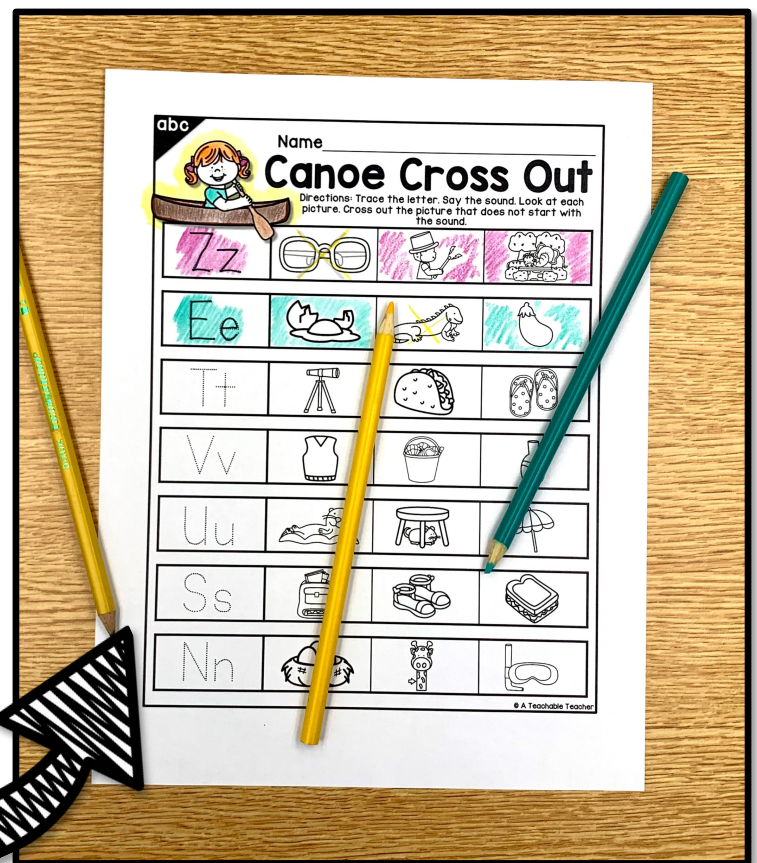
ENGAGING and SEASONAL phonics practice!

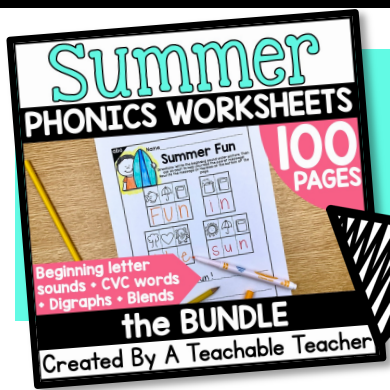
Target phonics +
reading + fluency +
comprehension for
letter sound &
identification practice!



NO PREP needed!

Ready for
any letter
sound
practice your
students may
need -
Just print and
go!





**GET THE BUNDLE &
SAVE \$\$\$**

Phonics Skill

of Pages

**Beginning Letter
Sounds**

25

CVC Words

25

Digraphs

25


Blends

25

**Bundle
TOTALS**

100 Pages

Click [HERE](#) for the BUNDLE



Frequently Asked Questions

Is there an answer key included to help identify the pictures?

There are clipart/picture keys at the bottom of the cut and glue sorting pages. Feel free to email me a specific page you need help with if you don't see the clipart key.

Does this resource come in a bundle?

Yes! Click [HERE](#) for the money-saving Summer Phonics Bundle!

Are you planning to add pages to this resource?

No, this resource is currently complete. I will not be adding more pages to this resource.

Is this resource available in an online format?

No, this resource is not available in an online format.