

Summer

PHONICS WORKSHEETS

cvc Name _____

Sunscreen Sounds

Directions: Look at the picture. Circle the right beginning, middle, and ending sound to match. Finally, write the word.

	g	u	n	yum
	y	a	m	tub
	f	i	b	sun
	t	u	d	
	s	o	n	
	z	u	m	
	r	e	p	
	w	u	g	
	m	u	b	
			d	

25 PAGES

NO PREP

CVC words edition

Created By A Teachable Teacher



scroll to see more

Summer

CVC words edition

25 pages included!


**Targeted and intentional
CVC word practice!**

**Great resource for small
group and independent
work!**


**Easy to differentiate for
your students' needs!**



In This Resource, Students Will:



- ✓ identify beg., medial, & final sounds
- ✓ differentiate between all 5 medial vowel sounds
- ✓ read and comprehend CVC words
- ✓ write CVC words
- ✓ read CVC words in a decodable sentence
- ✓ write CVC words in a decodable sentence
- ✓ read CVC words in a decodable reader

 Christine P.
August 30, 2023

★★★★★ Extremely satisfied

This is an excellent resource to send home with students that need extra review over the summer break. The activities are engaging and required no prep. Thank you!

Students used with

1st grade

Primarily students with learning difficulties

Students will have:

- ✓ phonics in context
- ✓ targeted practice
- ✓ differentiated practice



Summer

See it in action!

25 different activities!

Campfire Cut
Name: _____
Directions: Cut, say, sort, paste.
short a short u

short a: wax, exit, run, fan, bud, eggs, bad

Watermelon Rhyme
Name: _____
Directions: Read the word. Then, circle the picture that rhymes with the word. Finally, write the rhyming word.

did			rid
him			rim
fix			six
dig			
rip			
zig			
fit			
rib			

Beach Ball Beginnings
Name: _____
Directions: Write the beginning sound under each picture. Then read the word. Circle the picture that matches the word.

nap	den	hog				

Swimming Scramble
Name: _____
Directions: Unscramble and rewrite the sentence. Read the page 3 times. Color a swan. Placate each.

has canoe. Sam a

Sam has a big canoe.

to We picnic. jog the

We jog to the picnic.




She ten find will shells.

sand. in dug some He

No prep! Just print and go!

Summer

Take a peek at the decodable readers included in this resource



3

Decodable
Readers
Included!










Summer

CVC words edition

CVC Name _____

Word Family Cookout









Directions: Look at the pictures in each row. Cross out the picture that is not in the same word family. After, write the words in each word family.

-ox			
-og			
-ot			

CVC Name _____

Watermelon Rhyme


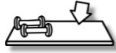










Directions: Read the word. Then, circle the picture that rhymes with the word. Finally, write the rhyming word.

did			rid
him			
fix			
dig			

CVC Name _____

Sidewalk Chalk Spelling

Directions: Trace and read the word. Then write the rhyming word for each picture. Finally, read all the CVC words on the page. Repeat three times. Color a heart each time you read.

 bat	
 red	
 hop	
 mug	
 hit	
 gap	

♥ ♥ ♥
















© A Teachable Teacher




25 CVC pages

Name _____

Splashing Sentences

Directions: Look at the picture. Read the sentences. Color the water droplet next to the sentence that matches the picture. Then, read the whole page three times. Color a sun each time you read.

	Max has a <u>red</u> bin.	
	I like <u>jam</u> with my <u>ham</u> .	
	That <u>pup</u> has a <u>nut</u> .	
	<u>Meg</u> has a <u>pad</u> and <u>pen</u> .	
	The <u>sun</u> is <u>not</u> <u>sad</u> .	
	My <u>dad</u> will <u>get</u> <u>gas</u> for the <u>van</u> .	
	She <u>got</u> in and <u>got</u> <u>wet</u> .	
	He <u>has</u> a <u>big</u> <u>hat</u> .	

© A Teachable Teacher



TEACHERS ARE RAVING!



Mary Anne M.
July 6, 2023

★★★★★ **Extremely satisfied**

I made packets for the last few weeks of school and the kids loved using them to review while I was testing . It was perfect

Students used with

K

Students were engaged



Christine P.
August 30, 2023

★★★★★ **Extremely satisfied**

This is an excellent resource to send home with students that need extra review over the summer break. The activities are engaging and required no prep. Thank you!

Students used with

1st grade

Primarily students with learning difficulties



June 5, 2023

★★★★★ **Extremely satisfied**

I really enjoyed using this resource. It was very helpful for my students to continue practicing things they have learned.

Students used with

1st grade

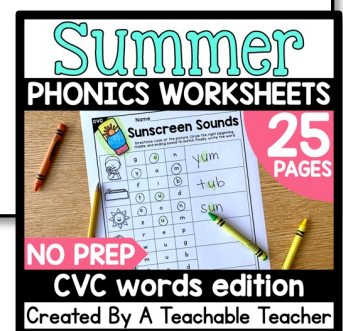
Primarily students with learning difficulties

Students were engaged



Strongly disagree

Strongly agree



ENGAGING and SEASONAL phonics practice!

Sunscreen Sounds

Directions: Look at the picture. Circle the right beginning, middle, and ending sound to match. Finally, write the word.

	g	u	n	yum
	y	a	m	
	f	i	b	tub
	t	u	d	
	s	o	n	sun
	z	u	m	
	r	e	p	
	w	u	g	
	m	u	b	
	f	o	d	
	d	u	t	
	b	a	n	

Target phonics +
reading + fluency
+ comprehension
for CVC word
practice!

Summer
PHONICS WORKSHEETS
25 PAGES
NO PREP
CVC words edition
Created By A Teachable Teacher

NO PREP needed!

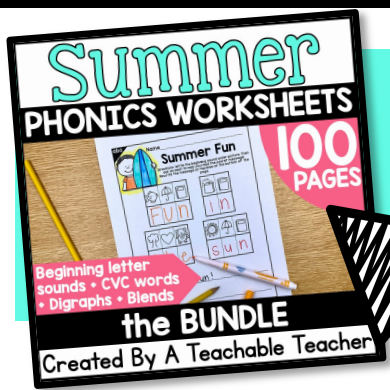
Ready for
any CVC word
practice your
students
may need -
Just print
and go!

Vowel Summer Treats

Directions: Read the word. Then color according to the middle vowel sound.

a - purple e - green i - brown o - pink u - blue

bam	zap	sat	lab
led	got	hog	men
bus	got	hog	men
set	hit	get	rut
wed	jet	tin	den
gap	wag	pan	yak



**GET THE BUNDLE &
SAVE \$\$\$**

Phonics Skill

of Pages

**Beginning Letter
Sounds**

25

CVC Words

25

Digraphs

25

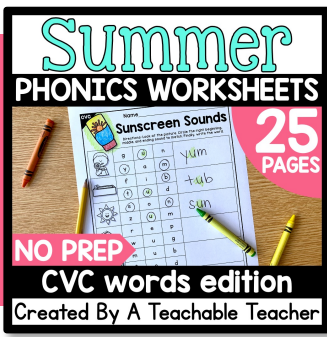
Blends

25

**Bundle
TOTALS**

100 Pages

Click [HERE](#) for the BUNDLE



Frequently Asked Questions

Is there an answer key included to help identify the pictures?

There are clipart/picture keys at the bottom of the cut and glue sorting pages. Feel free to email me a specific page you need help with if you don't see the clipart key.

Does this resource come in a bundle?

Yes! Click [HERE](#) for the money-saving Summer Phonics Bundle!

Are you planning to add pages to this resource?

No, this resource is currently complete. I will not be adding more pages to this resource.

Is this resource available in an online format?

No, this resource is not available in an online format.