

# Summer

## PHONICS WORKSHEETS



## CVC words edition

Created By A Teachable Teacher

✓ 25 no-prep pages of decodable CVC practice

✓ Aligned with the Science of Reading

✓ Perfect for small groups, centers, or morning work

The perfect targeted summer review packet to send home!

# Practice the Essential Phonics Skills

 **Word families - reinforce patterns**

 **Decoding & blending - read CVC words**

 **Cut, Paste, Sort - interactive practice**








 **Sentence Reading - apply phonics in context**




 **Decodable Books - apply phonics in a story**

**CVC** Name \_\_\_\_\_

## Lemonade List

Directions: Read the word. Cut and paste the matching picture. Next, write the word. Read all the words that you wrote. Color a lemon each time you read the page.

 <b>beg</b>		
 <b>hen</b>		
 <b>led</b>		
 <b>jet</b>		
 <b>ten</b>		
 <b>leg</b>		
 <b>vet</b>		

















  




© A Teachable Teacher

**CVC** Name \_\_\_\_\_

## Splashing Sentences

Directions: Look at the picture. Read the sentences. Color the water droplet next to the sentence that matches the picture. Then, read the whole page three times. Color a sun each time you read.

	<b>Max has a <u>red</u> bin.</b>	
	<b>I like <u>jam</u> with my <u>ham</u>.</b>	
	<b>That <u>pup</u> has a <u>nut</u>.</b>	
	<b>Meg has a <u>pad</u> and <u>pen</u>.</b>	
	<b>The <u>sun</u> is <u>not</u> <u>sad</u>.</b>	
	<b>My <u>dad</u> will <u>get</u> <u>gas</u> for the <u>van</u>.</b>	
	<b>She <u>got</u> in and <u>got</u> <u>wet</u>.</b>	
	<b>He has a <u>big</u> <u>hat</u>.</b>	

© A Teachable Teacher









# Engaging Word Family & Phonics Activities

- ✓ Identify word families
- ✓ Circle sounds & build CVC words
- ✓ Write CVC words
- ✓ Hands-on phonics practice

**cvc** Name \_\_\_\_\_

## Word Family Cookout







Directions: Look at the pictures in each row. Cross out the picture that is not in the same word family as the other two.

-ox		
-og		
-ot		
-op		
-ox family	-og family	-ot family
box		

**cvc** Name \_\_\_\_\_

## Sunscreen Sounds

Directions: Look at the picture. Circle the right beginning, middle, and ending sound to match. Finally, write the word.

	g	u	n	
	y	a	m	
	f	i	b	
	t	u	d	
	s	o	n	
	z	u	m	
	r	e	p	
	w	u	g	
	m	u	b	
	f	o	d	
	d	u	t	
	b	a	n	

© A Teachable Teacher








# Cut, Sort, Match, and Write!


- ✓ Identify CVC words
- ✓ Cut, sort, & paste CVC words
- ✓ Reinforces phonemic awareness
- ✓ Great for literacy centers

**CVC** Name \_\_\_\_\_

## Lemonade List

Directions: Read the word. Cut and paste the matching picture. Next, write the word. Read all the words that you wrote. Color a lemon each time you read the page.

 <b>beg</b>		
 <b>hen</b>		
 <b>led</b>		
 <b>jet</b>		
 <b>ten</b>		
 <b>leg</b>		
 <b>vet</b>		









 © A Teachable Teacher

**CVC** Name \_\_\_\_\_

## Campfire Cut

Directions: Cut, say, sort, paste.






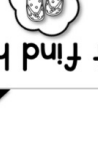




short a	short u

  
  
  
  
  
  
  
  
clipart key  
wax, cut, nun, fan,  
bud, rag, bad

© A Teachable Teacher

# Apply Phonics Skills in Context






- ✓ Read CVC words in decodable sentences
- ✓ Read CVC words in decodable books
- ✓ Supports fluency & comprehension




<p>Her flipflops are not in the pig's den.</p>   <p>They are not in the van.</p>  	<p>by her bed.</p> <p>flipflops are not</p>  <p>can not find her</p> 
<p>Nan will look in her bag.</p>  <p>Her flipflops are in her bag by her hat!</p> 	<p><b>cvc</b></p> <p><b>Nan's Flipflops</b></p>  <p>Read by:</p> <p>Color a set of FlipFlops each time you read th</p> 

**cvc** Name \_\_\_\_\_

## Relax and Draw

Directions: Read the sentence. Next, draw a picture to match the sentence. Finally, read all the sentences on the page three times. Color a sun each time you read the page.

<p>Len will <u>dig</u> and <u>pat</u> to make a sandcastle .</p>	
<p>She will <u>run</u> to get the fireflies  to put in her jug.</p>	
<p>My <u>mom</u> and I <u>can</u> grill  <u>six</u> ribs.</p>	
<p>I like to <u>sit</u> by the <u>fan</u> with a popsicle .</p>	
<p>That <u>gal</u> has <u>buds</u> on her swimsuit .</p>	


© A Teachable Teacher

# No Prep Needed - Just Print & Go!

## 25 Differentiated Activities in a fun **summer** theme

### Use For:


- ✓ Small Groups
- ✓ Intervention
- ✓ Literacy Centers
- ✓ Morning Work
- ✓ Early Finishers



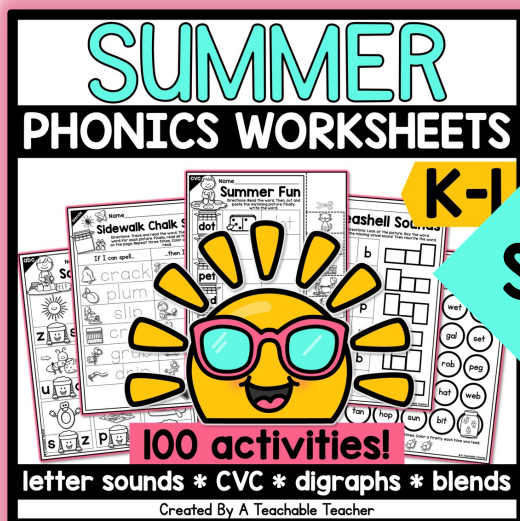
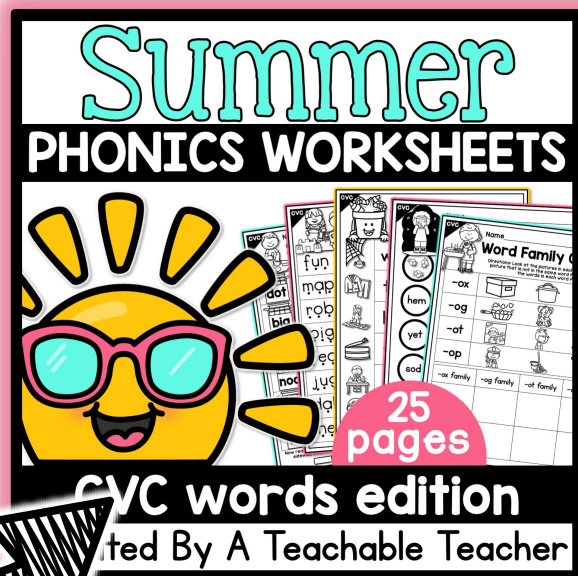
## Send home with students to review over the summer!

# Save Time, Support Readers, & Make Phonics Fun!

- ✓ 25 No-prep pages
- ✓ Engaging summer themes
- ✓ Systematic Phonics Progression
- ✓ Supports the Science of Reading



**Click *Add to Cart* & get started today!**



**Like this set? Get the Summer Bundle for 100 pages of phonics practice!**