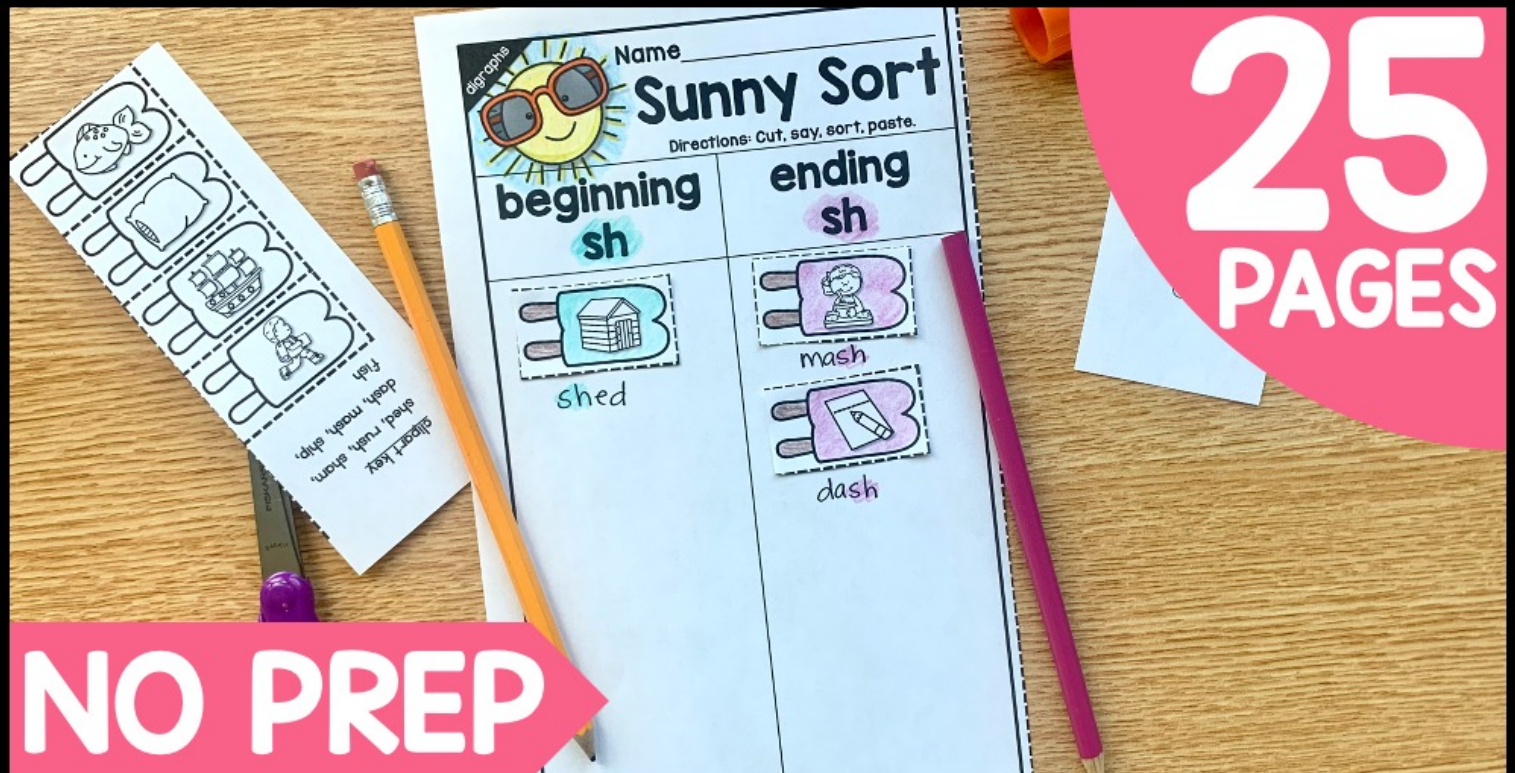


Summer


PHONICS WORKSHEETS



25
PAGES

digraphs edition

Created By A Teachable Teacher



scroll to see more

Summer

digraphs edition

25 pages included!

Targeted and intentional digraph sounds practice!

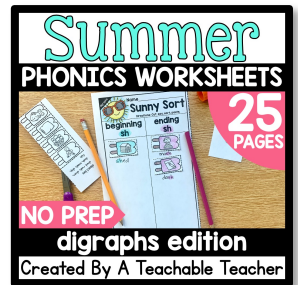
Great resource for small group and independent work!


Easy to differentiate for your students' needs!



In This Resource, Students Will:

- ✓ isolate & identify beg. & end. digraphs
- ✓ read & comprehend CCVC & CVCC words
- ✓ write short vowel words with digraphs
- ✓ read short vowel words with digraphs in a sentence
- ✓ write short vowel words with digraphs
- ✓ read short vowel words with digraphs in a decodable reader



 Christine P.
August 30, 2023

★★★★★ Extremely satisfied

This is an excellent resource to send home with students that need extra review over the summer break. The activities are engaging and required no prep. Thank you!


Students used with

1st grade

Primarily students with learning difficulties

Students will have:

- ✓ phonics in context
- ✓ targeted practice
- ✓ differentiated practice



















Summer







See it in action!

25 different activities!













Watermelon Rhyme
Name: _____
Directions: Read the word. Then, circle the picture that rhymes with the word. Finally, write the rhyming word.

sick			pick
bash			mash
mock			dock
neck			
math			
back			
dish			
sash			













Seashell Sounds
Name: _____
Directions: Look at the picture. Say the word. Fill in the missing digraph sound. Then rewrite the word.

	th	i	n	thin
	c	a	sh	cash
	n	e		
		i	p	
	m	o		
	u	t		

Sunscreen Sounds
Name: _____
Directions: Look at the picture. Circle the right beginning, middle, and ending sound to match. Finally, write the word.

	ch	e	m	chin
	th	i	n	
	d	u	ch	buck
	b	o	ck	
	l	a	th	lash
	f	o	sh	
	d	a	ck	
	p	e	th	
	w	a	ck	
	r	o	ch	
	sh	i	g	
	ch	u	p	

Sidewalk Chalk Spelling
Name: _____
Directions: Trace and read the word. Then write the rhyming word for each picture. Finally, read all the words with digraphs on the page. Repeat three times. Color a heart each time you read.

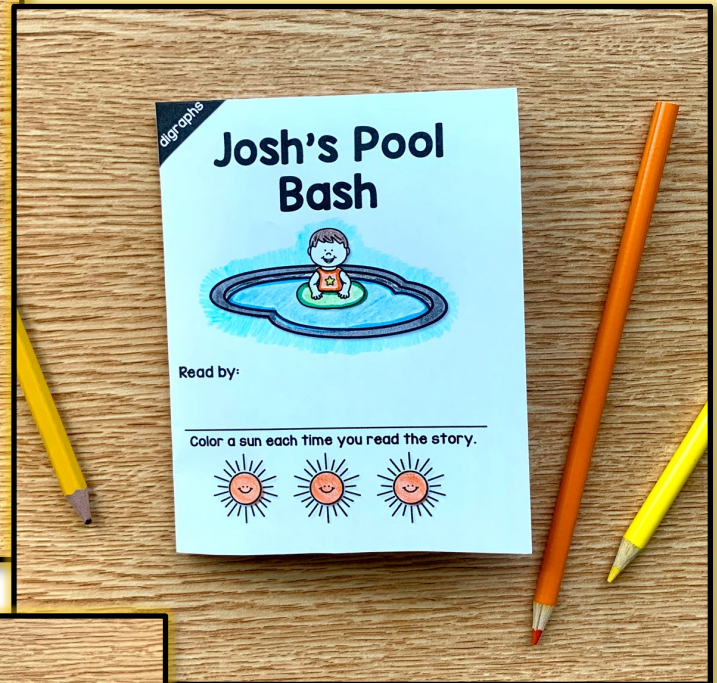

If I can spell...	...then I can spell
 rash	 lash
 puck	 duck
 math	
 sock	
 hush	
 tack	

♥ ♥ ♥

No prep! Just print and go!

Summer

Take a peek at the decodable readers included in this resource



4

Decodable Readers Included!





Summer

digraphs edition

digraphs Name _____

Firefly Lane







Directions: Help the Fireflies get to the jar by coloring ONLY the dots that have words with the "ch" sound.

	chop	chug	shag	kick
	than	shin	Rich	bash
				
				

digraphs Name _____

Canoe Cross Out

Directions: Look at the picture. Write the word. Then cross out the picture and word that does not rhyme.

		
lash		
		

digraphs Name _____

Sandcastle Sounds

Directions: Unscramble the letters to make a word. Write the word underneath. Then, circle the picture that matches the word.

















i sh f	th p a	p i ch
		
ck p u	l ck o	m th o
		
p o sh	u b ck	sh c a
		
		




25 digraph pages

Name _____

Splashing Sentences

Directions: Look at the picture. Read the sentences. Color the water droplet next to the sentence that matches the picture. Then, read the whole page three times. Color a sun each time you read.

	He will <u>wish</u> for a big <u>chip</u> .	
	She is <u>with</u> a <u>duck</u> .	
	<u>That</u> is a <u>thin sham</u> .	
	He likes to <u>fish with</u> her.	
	<u>Beck</u> can <u>chat with this chap</u> .	
	I will <u>pick up that moth</u> .	
	<u>Nick</u> can sit on <u>this dock</u> .	
	<u>Rich</u> will <u>shut the shed</u> .	



TEACHERS ARE RAVING!



Mary Anne M.
July 6, 2023

★★★★★ Extremely satisfied

I made packets for the last few weeks of school and the kids loved using them to review while I was testing . It was perfect

Students used with

K

Students were engaged



Christine P.
August 30, 2023

★★★★★ Extremely satisfied

This is an excellent resource to send home with students that need extra review over the summer break. The activities are engaging and required no prep. Thank you!

Students used with

1st grade

Primarily students with
learning difficulties



June 5, 2023

★★★★★ Extremely satisfied

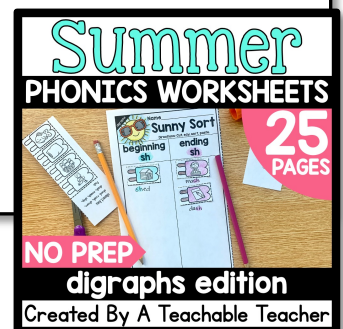

I really enjoyed using this resource. It was very helpful for my students to continue practicing things they have learned.

Students used with

1st grade

Primarily students with
learning difficulties

Students were engaged



ENGAGING and SEASONAL phonics practice!

Target phonics +
reading + fluency +
comprehension for
words with
digraphs practice!

Sidewalk Chalk Spelling

Name _____

Directions: Trace and read the word. Then write the rhyming word for each picture. Finally, read all the words with digraphs on the page. Repeat three times. Color a heart each time you read.

If I can spell...	...then I can spell
rash	lash
puck	duck
math	
sock	lock
hush	child
tack	

Three hearts at the bottom.

A Teachable Teacher

Summer

PHONICS WORKSHEETS

25 PAGES

NO PREP

digraphs edition

Created By A Teachable Teacher

NO PREP needed!

Ready for any
short vowel
words with
digraph
practice your
students
may need -
Just print
and go!


Sunscreen Sounds

Name _____

Directions: Look at the picture. Circle the right beginning, middle, and ending sound to match. Finally, write the word.

	ch	e	m	chin
	th	i	n	
	d	u	ch	buck
	b	o	ck	
	l	a	th	lash
	f	o	sh	
	d	a	ck	
	p	e	th	
	w	a	ck	
	r	o	ch	
	sh	i	g	
	ch	u	p	

A Teachable Teacher



GET THE BUNDLE & SAVE \$\$\$

Phonics Skill

of Pages

**Beginning Letter
Sounds**

25

CVC Words

25

Digraphs

25

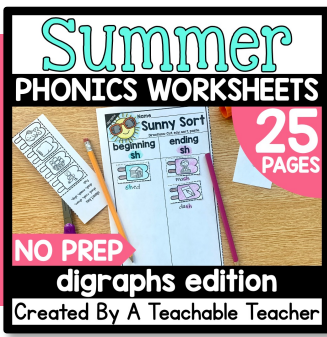
Blends

25

**Bundle
TOTALS**

100 Pages

Click **HERE** for the **BUNDLE**



Frequently Asked Questions

Is there an answer key included to help identify the pictures?

There are clipart/picture keys at the bottom of the cut and glue sorting pages. Feel free to email me a specific page you need help with if you don't see the clipart key.

Does this resource come in a bundle?

Yes! Click [HERE](#) for the money-saving Summer Phonics Bundle!

Are you planning to add pages to this resource?

No, this resource is currently complete. I will not be adding more pages to this resource.

Is this resource available in an online format?

No, this resource is not available in an online format.