

Summer

PHONICS WORKSHEETS



digraphs edition

Created By A Teachable Teacher






✓ 25 no-prep pages of decodable digraph practice

✓ Aligned with the Science of Reading

✓ Perfect for small groups, centers, or morning work

The perfect targeted summer review packet to send home!







Practice the Essential Phonics Skills

-  **Digraphs - reinforce patterns**
-  **Decoding & blending - read words with digraphs**
-  **Cut, Paste, Sort - interactive practice**
-  **Sentence Reading - apply phonics in context**
-  **Decodable Books - apply phonics in a story**

digraphs Name _____

Seashell Sounds

Directions: Look at the picture. Say the word. Fill in the missing digraph sound. Then rewrite the word.

























		i	n	<input type="text"/>	<input type="text"/>
	c	a		<input type="text"/>	<input type="text"/>
	n	e		<input type="text"/>	<input type="text"/>
		i	p	<input type="text"/>	<input type="text"/>
	m	o		<input type="text"/>	<input type="text"/>
		u	t	<input type="text"/>	<input type="text"/>

© A Teachable Teacher

digraphs Name _____

Build and Blend

Directions: Blend to read. Then color or circle the matching picture. Finally, rewrite the word.

ba<u>ck</u>				<input type="text"/>
di<u>sh</u>				<input type="text"/>
th<u>ud</u>				<input type="text"/>
ri<u>ch</u>				<input type="text"/>
pi<u>ck</u>				<input type="text"/>
hu<u>sh</u>				<input type="text"/>
chu<u>g</u>				<input type="text"/>
ba<u>th</u>				<input type="text"/>

© A Teachable Teacher








Engaging Digraph & Phonics Activities

- ✓ Identify beginning & ending digraphs
- ✓ Circle sounds & build words with digraphs
- ✓ Write words with digraphs
- ✓ Hands-on phonics practice

digraphs Name _____

Digraph Cookout








Directions: Look at the pictures in each row. Cross out the picture that does not have the same digraph. At each digraph column.

ch		
sh		
th		
ck		
ch	sh	th
chug		

digraphs Name _____

Sunscreen Sounds

Directions: Look at the picture. Circle the right beginning, middle, and ending sound to match. Finally, write the word.

	ch	e	m	
	th	i	n	
	d	u	ch	
	b	o	ck	
	l	a	th	
	f	o	sh	
	d	a	ck	
	p	e	th	
	w	a	ck	
	r	o	ch	
	sh	i	g	
	ch	u	p	

© A Teachable Teacher









Cut, Sort, Match, and Write!


- ✓ Identify words with digraphs
- ✓ Cut, sort, & paste words with digraphs
- ✓ Reinforces phonemic awareness
- ✓ Great for literacy centers

Lemonade List

Name _____

Directions: Read the word. Cut and paste the matching picture. Next, write the word. Read all the words that you wrote. Color a lemon each time you read the page.

		
 lick		
 tack		
 rock		
 duck		
 peck		
 lock		
 kick		




© A Teachable Teacher


Sunny Sort


Name _____


Directions: Cut, say, sort, paste.


beginning sh	ending sh

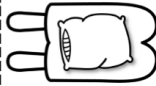


















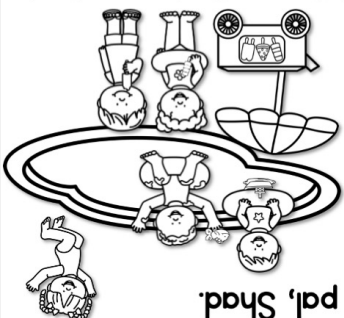
slipart key
shed, rish, sham,
dash, mash, ship,
fish

© A Teachable Teacher

Apply Phonics Skills in Context


- ✓ Read words with digraphs in decodable sentences
- ✓ Read words with digraphs in decodable books
- ✓ Supports fluency & comprehension

They will play with the fish and ship.



Josh will play with his pal, Shad.

Josh will have a lot of fun.



He will not rush to get out of his pool bash.

© A Teachable Teacher

He will rush to get in.



Josh just got to his pool bash.

digraphs

Josh's Pool Bash



Read by:











Color a sun each time you read the story.




Name _____

Relax and Draw

Directions: Read the sentence. Next, draw a picture to match the sentence. Finally, read all the sentences on the page three times. Color a sun each time you read the page.

My swimsuit  is on the rack.	
Jack can dash to tuck the fireflies  in his sack.	
She must rush to lick her popsicle  .	
He will set up his mesh tent  on the path.	
Beth will help chop the watermelon  .	




© A Teachable Teacher

No Prep Needed - Just Print & Go!

25 Differentiated Activities in a fun **summer** theme


Use For:

- ✓ Small Groups
- ✓ Intervention
- ✓ Literacy Centers
- ✓ Morning Work
- ✓ Early Finishers



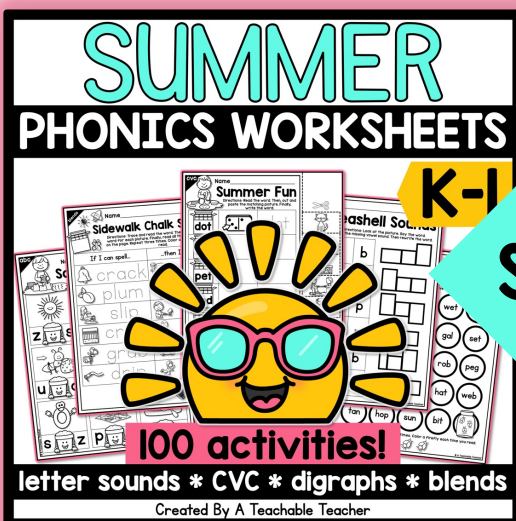
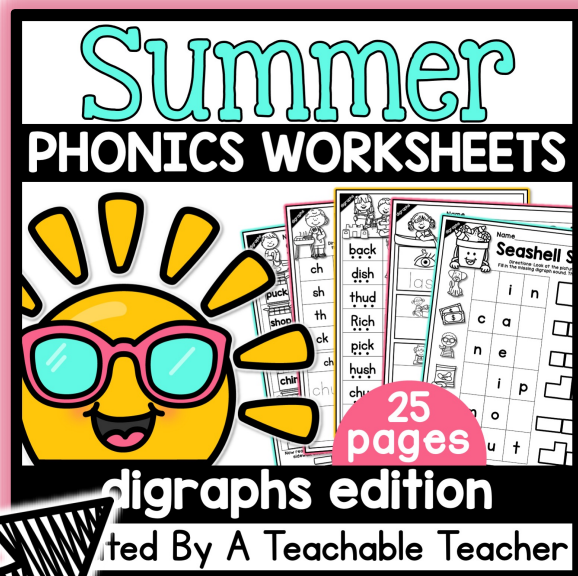
Send home with students to review over the summer!

Save Time, Support Readers, & Make Phonics Fun!



- ✓ 25 No-prep pages
- ✓ Engaging summer themes
- ✓ Systematic Phonics Progression
- ✓ Supports the Science of Reading

Click *Add to Cart* & get started today!



Like this set? Get the Summer Bundle for 100 pages of phonics practice!