

# Summer







## PHONICS WORKSHEETS

blends

Name \_\_\_\_\_

### Relax and Draw

Directions: Read the sentence. Next, draw a picture to match the sentence. Finally, read all the sentences on the page three times. Color a sun each time you read the page.


It is time to <b>swim</b> , so I put my suit  on.	
Watermelon  is a great <b>fresh snack</b> .	
Fran can <b>grab sticks</b> and <b>stack</b> them by  .	
 all the I see.	

25  
PAGES

NO PREP

blends edition

Created By A Teachable Teacher



scroll to see more

# Summer

blends edition

**25 pages included!**


**Targeted and intentional  
beginning blend sounds  
practice!**

**Great resource for small  
group and independent  
work!**


**Easy to differentiate for  
your students' needs!**



# In This Resource, Students Will:



- ✓ isolate & identify beginning blends
- ✓ read & comprehend CCVC & CVCC words
- ✓ write short vowel words with blends
- ✓ read short vowel words with blends in a sentence
- ✓ write short vowel words with blends
- ✓ read short vowel words with blends in a decodable reader

 Christine P.  
August 30, 2023

★★★★★ Extremely satisfied

This is an excellent resource to send home with students that need extra review over the summer break. The activities are engaging and required no prep. Thank you!


Students used with

1st grade

Primarily students with learning difficulties

# Students will have:

- ✓ phonics in context
- ✓ targeted practice
- ✓ differentiated practice



# Summer

## See it in action!

25 different activities!

**blends** Name \_\_\_\_\_

### Summer Fun

Directions: Read the word. Then, cut and paste the matching picture. Finally, write the word.

scan		scan
stop		stop
snag		snag
stem		
snug		
spot		

Now read at the words that you wrote. Color a piece of sidewalk chalk each time that you read the page.

**blends** Name \_\_\_\_\_

### Relax and Draw

Directions: Read the sentence. Next, draw a picture to match the sentence. Finally, read all the sentences on the page three times. Color a sun each time you read the page.

It is time to **swim**, so I put my **suit** on.

Watermelon is a great **fresh snack**.

Fran can **grab sticks** and **stack** them by her **tent**.

I will **snag** all the **fireflies** I see.

My **popsicle** will **drip** on my **smock** if it gets too hot.

**blends** Name \_\_\_\_\_

### Firefly Lane

Directions: Highlight the beginning blend in each word. Then read the word.

st <b>ub</b>	fl <b>ush</b>	br <b>ag</b>	cr <b>am</b>	pl <b>ot</b>
sk <b>in</b>	cl <b>uck</b>	sl <b>am</b>	tr <b>ot</b>	fr <b>et</b>
cr <b>ash</b>	br <b>oth</b>	cl <b>ack</b>	sn <b>ip</b>	st <b>uck</b>
pl <b>uck</b>	bl <b>ab</b>	tr <b>ash</b>	fr <b>esh</b>	gr <b>id</b>
st <b>ag</b>	cl <b>ip</b>	tr <b>am</b>	pl <b>us</b>	bl <b>ot</b>

BONUS: Read through the words 3 times. Color a FireFly each time you read.

**blends** Name \_\_\_\_\_

### Seashell Sounds


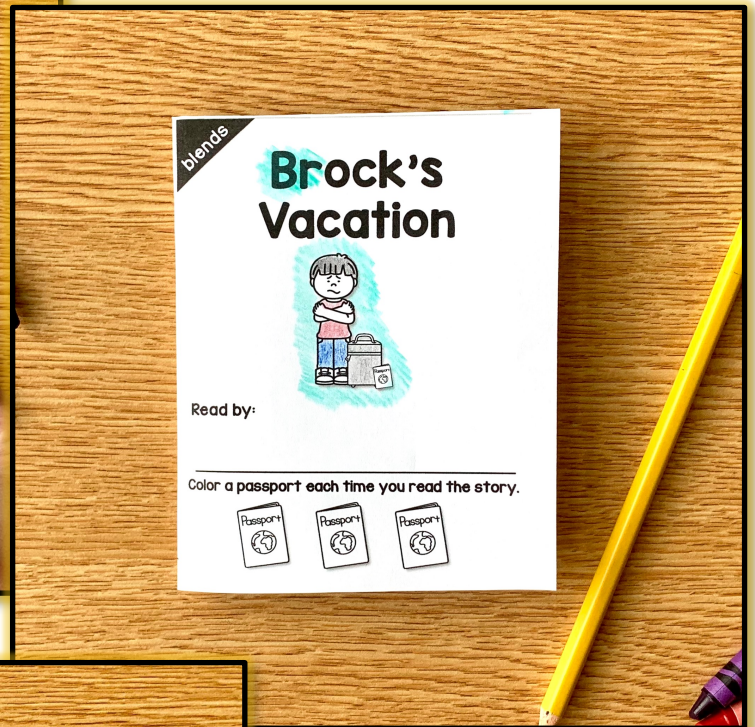

Directions: Look at the picture. Say the word. Fill in the missing blend sound. Then rewrite the word.

	s	m	o	g	s	m	o	g
	c	l	i	p	c	l	i	p
	b	r	i	m	b	r	i	m
			u	s				
			i	p				
			a	g				

No prep! Just print and go!

# Summer

Take a peek at the decodable readers included in this resource



4

Decodable Readers Included!

# Summer













## blends edition

blends

Name \_\_\_\_\_

### Build and Blend

Directions: Blend to read. Then color or circle the matching picture. Finally, rewrite the word.

slo <sup>o</sup> th				
dro <sup>o</sup> p				
snack <sup>o</sup>				
clap				

blends

Name \_\_\_\_\_

### Vacation Mystery

Directions: Fill in the missing letter. Then rewrite the word. At the end, read all the words that you wrote. Color a plane ticket each time that you read the page.

	d r m		g i n
	drum		
	f r o		r a g
	a r h		t i n




blends

Name \_\_\_\_\_

### Swimming Scramble

Directions: Unscramble and rewrite the sentence. Read the page 3 times. Color a swan floatie each time you read.

will	trap	the	crabs	He
_____				
canoe	into	I	slip	my
_____				
grab	shovel	can	She	her
_____				
My	is	black	not	grill
_____				

















© A Teachable Teacher




25  
blends  
pages

Name \_\_\_\_\_

### Splashing Sentences

Directions: Look at the picture. Read the sentences. Color the water droplet next to the sentence that matches the picture. Then, read the whole page three times. Color a sun each time you read.

	He has a <u>fresh snack</u> .	
	The <u>step</u> has a big <u>crack</u> on it.	
	<u>Brit</u> will go on a long <u>trip</u> .	
	Her sled is <u>black</u> .	
	Do you like to run on the <u>track</u> ?	
	I will <u>flop</u> into the water.	
	<u>Brad</u> likes to <u>swim</u> .	
	She has a <u>clam</u> and <u>crab</u> .	

© A Teachable Teacher



# TEACHERS ARE RAVING!



Mary Anne M.  
July 6, 2023

★★★★★ Extremely satisfied

I made packets for the last few weeks of school and the kids loved using them to review while I was testing . It was perfect

Students used with  
K

Students were engaged



Christine P.  
August 30, 2023

★★★★★ Extremely satisfied

This is an excellent resource to send home with students that need extra review over the summer break. The activities are engaging and required no prep. Thank you!

Students used with  
**1st grade**  
Primarily students with  
learning difficulties



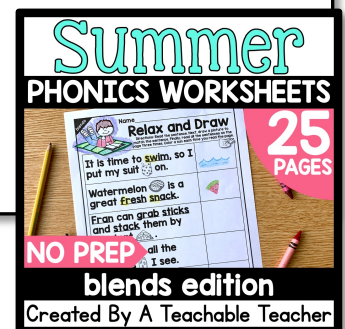
June 5, 2023

★★★★★ Extremely satisfied

I really enjoyed using this resource. It was very helpful for my students to continue practicing things they have learned.

Students used with  
**1st grade**  
Primarily students with  
learning difficulties

Students were engaged  
  
Strongly disagree      Strongly agree



# ENGAGING and SEASONAL phonics practice!

**Relax and Draw**  
Name \_\_\_\_\_  
Directions: Read the sentence. Next, draw a picture to match the sentence. Finally, read all the sentences on the page three times. Color a sun each time you read the page.

It is time to <b>swim</b> , so I put my suit <b>on</b> .	
Watermelon <b>is</b> a great <b>fresh snack</b> .	
Fran can <b>grab sticks</b> and <b>stack</b> them by her tent.	
I will <b>snag</b> all the fireflies <b>I</b> see.	
My popsicle <b>will drip</b> on my <b>smock</b> if it gets too hot.	

© A Teachable Teacher

Target phonics + reading + fluency + comprehension for words with beginning blends practice!

**Summer**  
**PHONICS WORKSHEETS**  
**25 PAGES**  
**NO PREP** all the I see.  
**blends edition**  
Created By A Teachable Teacher

# NO PREP needed!

Ready for any short vowel words with beginning blends practice your students may need - Just print and go!

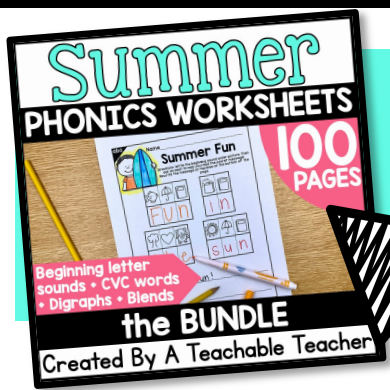
**Sunny Sort**  
Name \_\_\_\_\_  
Directions: Cut, say, sort, paste.

<b>beginning blend</b> 	<b>no beginning blend</b> 

© A Teachable Teacher

Sort key:  
sun, stick, fire,  
glasses, ball, crab,  
block





**GET THE BUNDLE &  
SAVE \$\$\$**

**Phonics Skill**

**# of Pages**

**Beginning Letter  
Sounds**

**25**

**CVC Words**

**25**

**Digraphs**

**25**

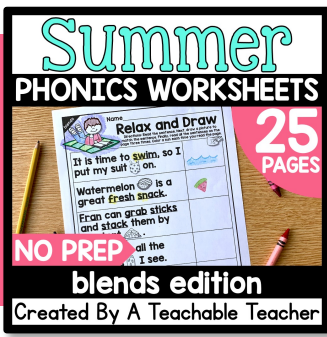
**Blends**

**25**

**Bundle  
TOTALS**

**100 Pages**

**Click [HERE](#) for the BUNDLE**



# Frequently Asked Questions

Is there an answer key included to help identify the pictures?

There are clipart/picture keys at the bottom of the cut and glue sorting pages. Feel free to email me a specific page you need help with if you don't see the clipart key.

Does this resource come in a bundle?

Yes! Click [HERE](#) for the money-saving Summer Phonics Bundle!

Are you planning to add pages to this resource?

No, this resource is currently complete. I will not be adding more pages to this resource.

Is this resource available in an online format?

No, this resource is not available in an online format.