


Summer

PHONICS WORKSHEETS



blends edition

Created By A Teachable Teacher


✓ 25 no-prep pages of decodable beginning blends practice

✓ Aligned with the Science of Reading

✓ Perfect for small groups, centers, or morning work

The perfect targeted summer review packet to send home!

Practice the Essential Phonics Skills

 **Beginning blends - reinforce patterns**

 **Decoding & blending - read words with beginning blends**

 **Cut, Paste, Sort - interactive practice**




 **Sentence Reading - apply phonics in context**

 **Decodable Books - apply phonics in a story**




blends Name _____

Summer Fun

Directions: Read the word. Then, cut and paste the matching picture. Finally, write the word.

scan		scan	
stop			
snag			
stem			
snug			
spot			

Now read all the words that you wrote. Color a piece of sidewalk chalk each time that you read the page.

© A Teachable Teacher

blends Name _____

Splashing Sentences

Directions: Look at the picture. Read the sentences. Color the water droplet next to the sentence that matches the picture. Then, read the whole page three times. Color a sun each time you read.

	He has a <u>fresh snack</u> .	
	The <u>step</u> has a big <u>crack</u> on it.	
	<u>Brit</u> will go on a long <u>trip</u> .	
	Her sled is <u>black</u> .	
	Do you like to run on the <u>track</u> ?	
	I will <u>flop</u> into the water.	
	<u>Brad</u> likes to <u>swim</u> .	
	She has a <u>clam</u> and <u>crab</u> .	

© A Teachable Teacher









Engaging Blends & Phonics Activities

- ✓ Identify beginning blends
- ✓ Circle sounds & build words with beginning blends
- ✓ Write words with beginning blends
- ✓ Hands-on phonics practice

blends Name _____

Blends Cookout







Directions: Look at the pictures in each row. Cross out the picture that does not have the same beginning blend. Write the words in each blank.

cl		
gl		
fl		
bl		
cl	gl	fl
club		

blends Name _____

Sunscreen Sounds

Directions: Look at the picture. Circle the right beginning, middle, and ending sound to match. Finally, write the word.

	g	l	a	n	
	p	r	u	m	
	c	b	i	m	
	s	p	e	n	
	b	l	i	th	
	d	r	e	ck	
	s	l	a	sh	
	c	n	i	ck	
	z	m	u	ck	
	s	n	o	ch	
	c	r	u	th	
	s	w	a	sh	

© A Teachable Teacher








Cut, Sort, Match, and Write!




- ✓ Identify words with beginning blends
- ✓ Cut, sort, & paste words with beginning blends
- ✓ Reinforces phonemic awareness
- ✓ Great for literacy centers

blends Name _____

Lemonade List

Directions: Read the word. Cut and paste the matching picture. Next, write the word. Read all the words that you wrote. Color a lemon each time you read the page.

 drop		
 grin		
 frog		
 drip		
 trap		
 crib		
 drum		








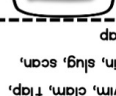
© A Teachable Teacher

blends Name _____

Campfire Cut

Directions: Cut, say, sort, paste.

I blend	s blend


drop
spin, slug, scan,
swim, clam, flap,
clipart key

© A Teachable Teacher

Apply Phonics Skills in Context


- ✓ Read words with beginning blends in decodable sentences
- ✓ Read words beginning blends in decodable books
- ✓ Supports fluency & comprehension

In a flash, he picks out what he wants.




Brad looks at the stash of ice cream.

He trots to the shop to get some.



Brad wants some ice cream.

She grabs two globs and stack them.




Now Brad has so much ice cream!

© A Teachable Teacher

Brad Gets Ice Cream

Read by: _____






Color an ice cream scoop time you read the




Name _____


Relax and Draw

Directions: Read the sentence. Next, draw a picture to match the sentence. Finally, read all the sentences on the page three times. Color a sun each time you read the page.

<p>It is time to swim, so I put my suit  on.</p>	
<p>Watermelon  is a great fresh snack.</p>	
<p>Fran can grab sticks and stack them by her tent .</p>	
<p>I will snag all the fireflies  I see.</p>	
<p>My popsicle  will drip on my smock if it gets too hot.</p>	



© A Teachable Teacher

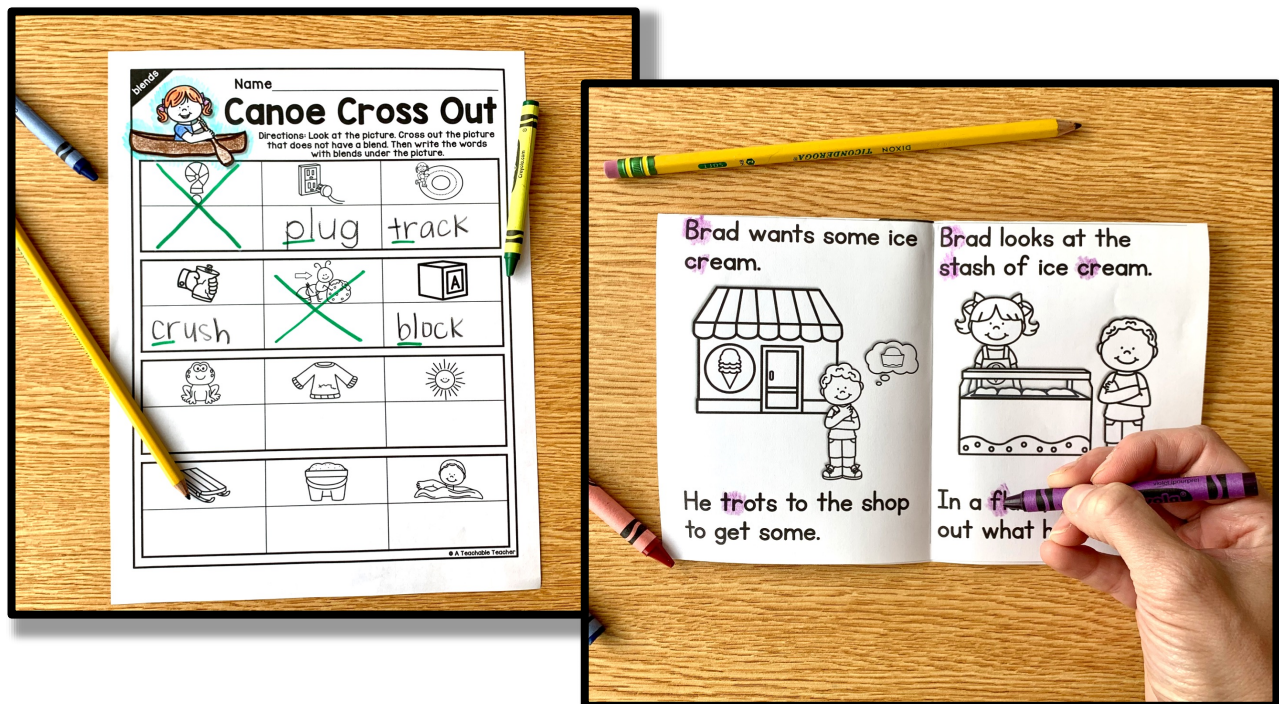


No Prep Needed - Just Print & Go!

25 Differentiated Activities in a fun summer theme

Use For:


- ✓ Small Groups
- ✓ Intervention
- ✓ Literacy Centers
- ✓ Morning Work
- ✓ Early Finishers



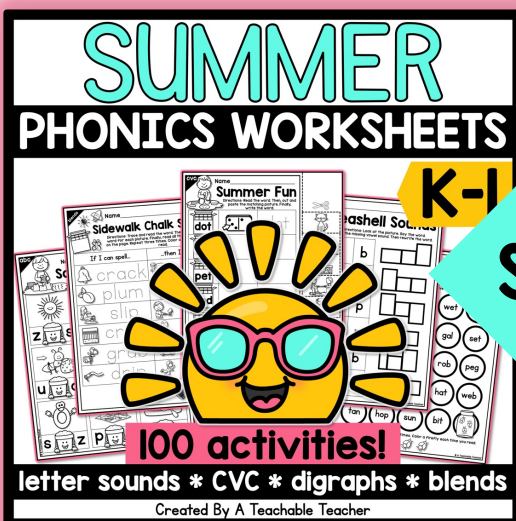
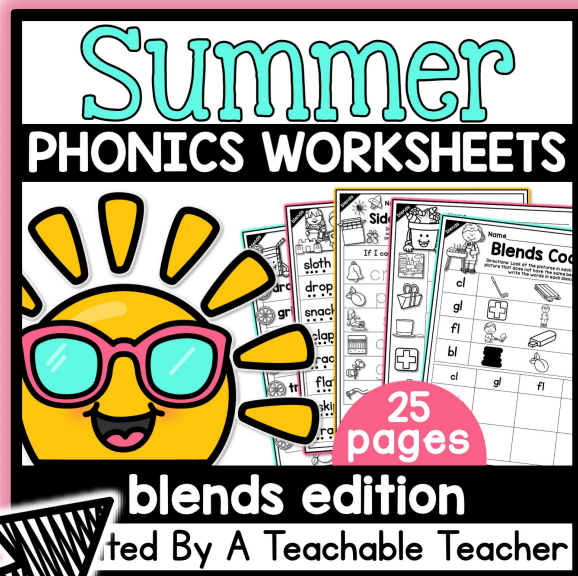
Send home with students to review over the summer!

Save Time, Support Readers, & Make Phonics Fun!

- ✓ 25 No-prep pages
- ✓ Engaging summer themes
- ✓ Systematic Phonics Progression
- ✓ Supports the Science of Reading



Click *Add to Cart* & get started today!



Like this set? Get the Summer Bundle for 100 pages of phonics practice!