

READING INTERVENTION

PHONICS: FROM SKILL TO STORY

the **BUNDLE**

Phonics Intervention Minis - from skill to story

Name: _____

Find the short 'a' words in the sentences. Highlight the words. Read each sentence. Color a check mark each time that you read.


I can zap a pan.	✓✓✓
Is Max in the lab?	✓✓✓
Max can dab on the pad.	✓✓✓
Is Max a lad?	✓✓✓

Find the short 'a' words in the story. Highlight the words. Read the story three times. Color a book each time that you read.

Max

Max is a lad. Max is in the lab. Max can zap a pan in the lab. Max can not nap in the lab. Can Max dab on the pad in the lab?

☐ ☐ ☐



© A Teachable Teacher

200+ PAGES

SCIENCE OF READING ALIGNED

Created By A Teachable Teacher



scroll to see more

READING INTERVENTION

PHONICS: FROM SKILL TO STORY

THE COMPLETE BUNDLE

Completely Decodable

**Researched-based reading
intervention resource**

Answer keys included!



**Each set covers skill reteach
through skill in context**

Small groups or 1-on-1



Phonics Skills Included:

- ✓ 50 pages of CVC words
- ✓ 22 pages of digraphs
- ✓ 40 pages of blends
- ✓ 12 pages of double final consonants



- ✓ 24 pages of CVCe
- ✓ 8 pages of glued sounds
- ✓ 30 pages of long vowel teams
- ✓ 12 pages of r-controlled vowels
- ✓ 16 pages of diphthongs

★ **Completely Updated on July 31, 2023!**

Reading Skills Covered:

- ✓ phonics in context
- ✓ building fluency
- ✓ targeted practice

Pre Reading Words included in passages:

- ✓ a ✓ and ✓ I ✓ for
- ✓ is ✓ of ✓ the ✓ to
- ✓ was ✓ you

READING INTERVENTION

PHONICS: FROM SKILL TO STORY

PAGE 1

- ✓ Say letter sounds
- ✓ Blend and read words
- ✓ Word map words
- ✓ Read words three times to build fluency

Name: _____

PHONICS Intervention Minis - from skill to story







Point to each letter. Say the sound.

aw p d n l f c s r

Say each sound. Blend the sounds to read the chunk. Then, read each beginning sound and chunk to make a word.

f aw n fawn h aw k hawk p aw paw

Tap, map, and graph the pictures below. Then read each word.

Highlight the -aw in the words below. Then, read the fluency chart. Color a star each time you read the chart.

paw	hawk	dawn	saw	lawn	★
fawn	law	fawn	lawn	hawk	★

© A Teachable Teacher

*Diphthong edition pictured

PAGE 2

Name: _____

PHONICS Intervention Minis - from skill to story


Find the -aw words in the sentences. Highlight the words. Read each sentence. Color a check mark each time that you read.

Is it dawn? ● ● ●	✓✓✓
A fawn is in the lawn. ● ● ● ● ● ●	✓✓✓
The fawn saw a hawk. ● ● ● ● ● ●	✓✓✓
The hawk can caw. ● ● ● ●	✓✓✓

Find the -aw words in the story. Highlight the words. Read the story three times. Color a book each time that you read.

The Fawn

At dawn, a fawn sat in the lawn. The fawn saw a big hawk. The hawk is the fawn's pal. The big hawk can caw at the fawn on the lawn.



© A Teachable Teacher

- ✓ Read words in short DECODABLE sentences
- ✓ Read words in a short, engaging, and DECODABLE story

See it in action!

READING INTERVENTION

PHONICS: FROM SKILL TO STORY

Name: _____

glued sounds
-ing

*glued sounds
edition
pictured



Phonics Intervention Minis - from skill to story

Point to each letter. Say the sound.

ng s i w k ng w i k

Say each sound. Blend the sounds to read the chunk. Then, read each beginning sound and chunk to make a word.

w i ng wing k i ng king s i ng sing

Tap, map, and graph the pictures below. Then read each word.



k i ng

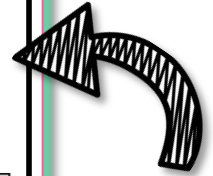


Highlight the -ing in the words below. Then, read the fluency chart. Color a star each time you read the chart.

ring	sing	wing	king	ring	1
wing	king	sing	wing	sing	2
					3

© A Teachable Teacher

Say each sound and blend the word.



Look at the letter then tap and say the sounds.

Tap, map, and graph each skill picture.

Then read the word.



Highlight the skill in each word. Then read the fluency chart and color a star each time you read it.

NO PREP

READING INTERVENTION

PHONICS: FROM SKILL TO STORY

Find and highlight the skill
in each sentence.

NO PREP

Name: _____

glued sounds
-ing

*glued sounds
edition
pictured



Phonics Intervention Minis - from skill to story

2

Find the -ing words in the sentences. Highlight the words. Read each sentence. Color a check mark each time that you read.

The ring is big!



Is the ring red?



The king can sing.



The king got the ring.



Read the
sentence
and color
a check
mark
each time
you read
to build
fluency.

Find and
highlight
the skill.
Color a
book each
time you
read the
story.

Find the -ing words in the story. Highlight the words. Read the story three times. Color a book each time that you read.

The King

The king can sing for a ring. The ring is red and big! The king can sing and sing. Did the king get the big, red ring? Yes, the king did!



© A Teachable Teacher



TEACHERS ARE RAVING!



Kelly L.

January 8, 2023

★★★★★ Extremely satisfied

I love these! I use them both in my classroom and with my son at home. Such a great way to practice the sounds we are focusing on each week. I love that it has decoding and encoding!

Students used with
1st grade



Amy K.


December 27, 2022

★★★★★ Extremely satisfied

I used these phonics review sheets each week in my small groups! I love that it incorporates both encoding and decoding skills. Perfect extension activities for reviewing our sound(s) of the week.

Students used with
1st, 3rd, 4th grades

Students were engaged



Christina H.

December 31, 2022

★★★★★ Extremely satisfied


My students love this resource! I use it with students who are learning English and struggling students during small group instruction. This is perfect! Thank you!

Students used with

1st grade

Primarily students with learning difficulties, and that are emerging bilinguals/ ELs/ ESOLs/ ENLs

Students were engaged



STOP the SEARCH for PHONICS intervention!

These are designed for **targeted** phonics practice.

**Letter sounds +
blending + word
mapping + reading +
fluency for every
phonics skill!**

Name: _____

Phonics Intervention Minis - from skill to story

Point to each letter. Say the sound.

n o w d c t o w w

Say each sound. Blend the sounds to read the chunk. Then, read each beginning sound and chunk.

d o w n d o w n c o w c o w t o w w

Tap, map, and graph the pictures below. Then read each word.

Highlight the -ow in the words below. Then, read the fluency chart. Color a star each time you read.

down	cow	wow	gown
owl	town	cow	howl

Name: _____

Phonics Intervention Minis - from skill to story

Find the -ow words in the sentences. Highlight the words. Read each sentence. Color a check mark each time that you read.

Is Ned in town? ✓✓✓

Ned is down at Sal's. ✓✓✓

Ned fed a cow. ✓✓✓



A cow bit Ned! ✓✓✓

Find the -ow words in the story. Highlight the words. Read the story three times. Color a book each time that you read.

The Cow

Ned is not in town. Ned is down at Sal's hut. Wow! A cow is at Sal's hut. Ned fed the cow a cob. The cow bit Ned's leg. Ow!


© A Teachable Teacher



*Diphthong edition pictured

NO PREP needed!

**Ready for
any
phonics
skill you
may need!
Just print
and go!**



Name: _____

Phonics Intervention Minis - from skill to story

Point to each letter. Say the sound.

b l c n f t p o i k

Say each sound. Blend the sounds to read the chunk. Then, read each beginning sound and chunk to make a word.

b o i l b o i l c o i n c o i n f o i l f o i l

Tap, map, and graph the pictures below. Then read each word.

Highlight the -oi in the words below. Then, read the fluency chart. Color a star each time you read the chart.

void	foil	coin	oil	boil	★
coil	boil	void	foil	★	★

© A Teachable Teacher

Name: _____

Phonics Intervention Minis - from skill to story

Find the -oi words in the sentences. Highlight the words. Read each sentence. Color a check mark each time that you read.

Did the coil get hot? ✓✓✓

A pot is on the coil. ✓✓✓

A hot pot can boil. ✓✓✓


Can I set foil on the pot? ✓✓✓

Find the -oi words in the story. Highlight the words. Read the story three times. Color a book each time that you read.

The Pot

The coil on top is hot. I can set a pot on top of the coil. The pot can get hot. The pot can boil. I can set a foil lid on the pot.

© A Teachable Teacher




GET THE BUNDLE & SAVE \$\$\$



Phonics Skill	# of Pages	Price
CVC Words	50	\$5.00
Digraphs	22	\$2.25
Blends	40	\$4.00
Double Final Consonants	12	\$1.00
CVCe	24	\$1.60
Glued Sounds	16	\$1.20
Long Vowel Teams	30	\$2.80
Diphthongs	16	\$1.60
R-controlled Vowels	12	\$1.80

Bundle TOTALS	222 pages	\$21.25 VALUE
----------------------	------------------	----------------------

Click **\$\$\$** with this **BUNDLE**



Frequently Asked Questions

Do you have a PDF online version of these materials for online teachers?

I do not have digital versions of these pages at this time. They are only available in a printable PDF.

Can I buy just one skill?

Yes! Each skill is available for purchase separately.

Do you have a list of the high frequency words used for each decodable passage?

The only words that aren't 100% decodable are these 10 Pre Reading Words: a, and, I, for, is, of, the, to, was, you.

Are the pages in this resource editable?

The pages in this resource are currently NOT editable.