

# READING INTERVENTION

## PHONICS: FROM SKILL TO STORY

### CVC WORDS

**Phonics Intervention Minis - from skill to story**







Name: \_\_\_\_\_

Point to each letter. Say the sound.  
b a d l z n g p t

Say each sound. Blend the sounds to read the chunk. Then, read each beginning sound and chunk to make a word.

l a b	lab	z a p	zap	p a n	pan
-------	-----	-------	-----	-------	-----

Tap, map, and graph the pictures below. Then read each word.

Highlight the short a in the words below. Then, read the fluency chart. Color a star each time you read the chart.

zap	pan	lab	nap	dab	★
pad	dab	zap	lab	pan	★

**Phonics Intervention Minis - from skill to story**

Name: \_\_\_\_\_

Find the short a words in the sentences. Highlight the words. Read each sentence. Color a check mark each time that you read.


I can zap a pan.	✓✓✓
Is Max in the lab?	✓✓✓
Max can dab on the pad.	✓✓✓
Is Max a lad?	✓✓✓

Find the short a words in the story. Highlight the words. Read the story three times. Color a book each time that you read.

Max

Max is a lad. Max is in the lab. Max can zap a pan in the lab. Max can not nap in the lab. Can Max dab on the pad in the lab?

☐ ☐ ☐



**50 PAGES**

**SCIENCE OF READING ALIGNED**  
**Created By A Teachable Teacher**



**scroll to see more**

# READING INTERVENTION

PHONICS: FROM SKILL TO STORY

## CVC WORDS

**Completely Decodable**

**Researched-based reading  
intervention resource**

**Answer keys included!**

**Each set covers skill reteach  
through skill in context**

**Small groups or 1-on-1**



# CVC Words Included:

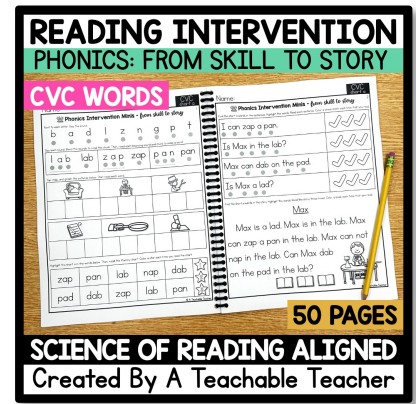
✓ Short a

✓ Short e

✓ Short i

✓ Short o

✓ Short u




## Pre Reading Words included in passages:

✓ a ✓ and ✓ I ✓ for

✓ is ✓ of ✓ the ✓ to

✓ was ✓ you



## Reading Skills Covered:

✓ phonics in context

✓ building fluency

✓ targeted practice



**Completely Updated on March 28, 2023!**



# READING INTERVENTION

## PHONICS: FROM SKILL TO STORY

### PAGE 1

- ✓ Say letter sounds
- ✓ Blend and read CVC words
- ✓ Word map CVC words
- ✓ Read CVC words three times to build fluency

Name: \_\_\_\_\_

**CVC**  
short a

**Phonics Intervention Minis - from skill to story**

Point to each letter. Say the sound.

s b a t c r g m p

Say each sound. Blend the sounds to read the chunk. Then, read each beginning sound and chunk to make a word.


mat mat gab gab tap tap

Tap, map, and graph the pictures below. Then read each word.


Highlight the short a in the words below. Then, read the fluency chart. Color a star each time you read the chart.

mat	ran	cat	gab	sat	★
tap	sat	gab	mat	ran	★

© A Teachable Teacher



### PAGE 2

Name: \_\_\_\_\_

**Phonics Intervention Minis - from skill to story**

Find the short a words in the sentences. Highlight the words. Read each sentence. Color a check mark each time that you read.

Tam is a cat.	✓✓✓
I sat on the mat.	✓✓✓
I can tap the mat.	✓✓✓
Can I gab to Tam?	✓✓✓

Find the short a words in the story. Highlight the words. Read the story three times. Color a book each time that you read.

The Mat

I sat on the mat. I tap the mat for Tam the cat. Tam ran to the mat. Tam and I sat on the mat. I gab to Tam the cat on the mat.

© A Teachable Teacher

- ✓ Read CVC words in short **DECODABLE** sentences
- ✓ Read CVC words in a short, engaging, and **DECODABLE** story

See it in action!



# READING INTERVENTION

## PHONICS: FROM SKILL TO STORY

Name: \_\_\_\_\_

**CVC**  
short a

### Phonics Intervention Minis - from skill to story


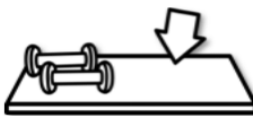




Point to each letter. Say the sound.

s b a t c r g m p

Say each sound. Blend the sounds to read the chunk. Then, read each beginning sound and chunk to make a word.

mat mat gab gab tap tap

Tap, map, and graph the pictures below. Then read each word.

		
g a b		
		

Highlight the short a in the words below. Then, read the fluency chart. Color a star each time you read the chart.

mat	ran	cat	gab	sat	1
tap	sat	gab	mat	ran	2
					3

Say each sound and blend the word.

Look at the letter then tap and say the sounds.

Tap, map, and graph each skill picture. Then read the word.

Highlight the short vowel in each word. Then read the fluency chart and color a star each time you read it.

**NO PREP**

# READING INTERVENTION

## PHONICS: FROM SKILL TO STORY

Find and highlight the short vowel words in each sentence.

**NO PREP**

Name: \_\_\_\_\_

**CVC**  
short a

### Phonics Intervention Minis - from skill to story

2

Find the short a words in the sentences. Highlight the words. Read each sentence. Color a check mark each time that you read.

Tam is a cat.



I sat on the mat.



I can tap the mat.



Can I gab to Tam?




Find and highlight the short vowel words. Color a book each time you read the story.

Read the sentence and color a check mark each time you read to build fluency.

Find the short a words in the story. Highlight the words. Read the story three times. Color a book each time that you read.

### The Mat

I sat on the mat. I tap the mat for Tam the cat. Tam ran to the mat. Tam and I sat on the mat. I gab to Tam the cat on the mat.



© A Teachable Teacher



# TEACHERS ARE RAVING!



Diana J.

September 6, 2022

★★★★★ Extremely satisfied

This is an amazing resource! I absolutely love it! ...but most importantly, my students love them and they are learning!

Students used with  
1st grade



Charity W.

October 16, 2022

★★★★★ Extremely satisfied

This resource really helped my students. It wasn't just reading for them. This resource allowed my students to apply the phonics skills as well as reading the phonics skill. I love this resource !!!

Students used with

2nd grade

Primarily students with learning difficulties



Ashley M.


December 7, 2022

★★★★★ Extremely satisfied

This resource is perfect for small groups and intervention work!

Students used with

K



# STOP the SEARCH for PHONICS intervention!

These are designed for **targeted** phonics practice.

Letter sounds +  
blending + word  
mapping + reading +  
fluency for every  
short vowel skill!

Name: \_\_\_\_\_ CVC short e

**Phonics Intervention Minis - from skill to story**


Point to each letter. Say the sound.

p l f e d h r

Say each sound. Blend the sounds to read the chunk. Then, read each beginning sound and chunk.

hen hen pet pet led

Tap, map, and graph the pictures below. Then read each word.



Highlight the short e in the words below. Then, read the fluency chart. Color a star each time you read.

hen	red	pet	fed
led	pet	hen	led

Name: \_\_\_\_\_ CVC short e

**Phonics Intervention Minis - from skill to story**

Find the short e words in the sentences. Highlight the words. Read each sentence. Color a check mark each time that you read.

The hen is a pet. ✓✓✓

Mel fed the hen. ✓✓✓

The pet is in a den. ✓✓✓


The hen is red. ✓✓✓

Find the short e words in the story. Highlight the words. Read the story three times. Color a book each time that you read.

Pet Hen

Mel's pet is a hen. The pet hen is red.

Mel led the pet hen to a den. The hen can get fed in the den. In the den, Mel fed the red hen.



© A Teachable Teacher

**READING INTERVENTION PHONICS: FROM SKILL TO STORY**

**CVC WORDS**

50 PAGES

SCIENCE OF READING ALIGNED

Created By A Teachable Teacher

# NO PREP needed!

Ready for any short vowel skill you may need! Just print and go!

Name: \_\_\_\_\_ CVC short i

**Phonics Intervention Minis - from skill to story**


Point to each letter. Say the sound.

f k i d p g b t s

Say each sound. Blend the sounds to read the chunk. Then, read each beginning sound and chunk to make a word.

pit pit kid kid big big

Tap, map, and graph the pictures below. Then read each word.



Highlight the short i in the words below. Then, read the fluency chart. Color a star each time you read the chart.

kid	fit	dig	sit	big
pit	big	kid	pit	fit

© A Teachable Teacher

Name: \_\_\_\_\_ CVC short i

**Phonics Intervention Minis - from skill to story**

Find the short i words in the sentences. Highlight the words. Read each sentence. Color a check mark each time that you read.

Is Jim a kid? ✓✓✓

Jim can dig. ✓✓✓


The pit is big! ✓✓✓

Dig a pit, Jim. ✓✓✓

Find the short i words in the story. Highlight the words. Read the story three times. Color a book each time that you read.


The Pit

Jim is a kid. Jim can dig a pit. Dig, dig, dig Jim. The pit is big! Jim the kid can fit in the big pit! Did Jim sit in the big pit?



© A Teachable Teacher






# GET THE BUNDLE & SAVE \$\$\$



Phonics Skill	# of Pages	Price
CVC Words	50	\$5.00
Digraphs	22	\$2.25
Blends	40	\$4.00
Double Final Consonants	12	\$1.00
CVCe	24	\$1.60
Glued Sounds	16	\$1.20
Long Vowel Teams	30	\$2.80
Diphthongs	16	\$1.60
R-controlled Vowels	12	\$1.80
<b>Bundle TOTALS</b>	<b>222 pages</b>	<b>\$21.25 VALUE</b>

Click [HERE](#) for the **BUNDLE**



# Frequently Asked Questions

Do you have a PDF online version of these materials for online teachers?

I do not have digital versions of these pages at this time. They are only available in a printable PDF.

Do you have more phonics intervention pages than just CVC word families?

Yes! Click HERE for the money saving Phonics Intervention BUNDLE!

Do you have a list of the high frequency words used for each decodable passage?

The only words that aren't 100% decodable are these 10 Pre Reading Words: a, and, I, for, is, of, the, to, was, you.

Are the pages in this resource editable?

The pages in this resource are currently NOT editable.