

READING INTERVENTION

PHONICS: FROM SKILL TO STORY

DIGRAPHS

Phonics Intervention Minis - from skill to story




Point to each letter(s). Say the sound.




o p i sh m a e d u

Say each sound. Blend the sounds to read the chunk. Then, read each beginning sound and chunk to make a word.

sh a m sham sh e d shed sh o p shop

Tap, map, and graph the pictures below. Then read each word.

Highlight the sh- in the words below. Then, read the fluency chart. Color a star each time you read the chart.

ship	sham	shed	shut	shop	★
shop	shot	sham	ship	shot	★

© A Teachable Teacher

Name: _____

Phonics Intervention Minis - from skill to story

Find the sh- words in the sentences. Highlight the words. Read each sentence. Color a check mark each time that you read.

Is Shad at the shop?	✓✓✓
The ship is red.	✓✓✓
It is fun to shop!	✓✓✓
The shed in the shop is shut.	✓✓✓

Find the sh- words in the story. Highlight the words. Read the story three times. Color a book each time that you read.

The Shop

Shad is at the shop. A shed is in the shop. The shed is shut. A ship is in the shop. The ship is red. Is a sham in the shop? Yes!



© A Teachable Teacher

20+ PAGES

SCIENCE OF READING ALIGNED

Created By A Teachable Teacher



scroll to see more

READING INTERVENTION

PHONICS: FROM SKILL TO STORY

DIGRAPH EDITION

Completely Decodable

**Researched-based reading
intervention resource**

Answer keys included!

**Each set covers skill reteach
through skill in context**

Small groups or 1-on-1




Digraph Skills Covered:

✓ Beginning Digraphs Included:

✓ch ✓sh ✓th

✓ Ending Digraphs Included:

✓ch ✓sh ✓th ✓ck

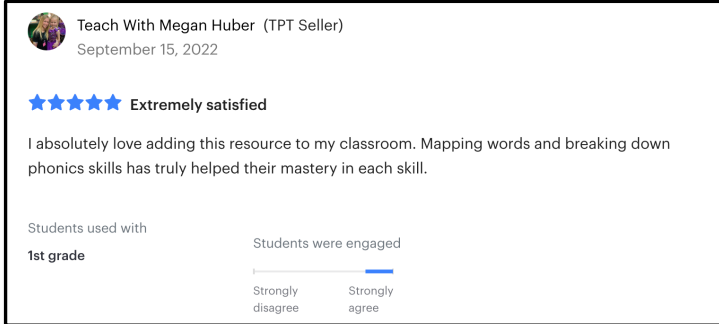


Pre Reading Words
included in passages:

✓a ✓and ✓I ✓for

✓is ✓of ✓the ✓to

✓was ✓you




★ Completely
Updated on
April 21, 2023!

Reading Skills Covered:

✓ phonics in context

✓ building fluency

✓ targeted practice



READING INTERVENTION

PHONICS: FROM SKILL TO STORY

PAGE 1

- ✓ Say letter sounds
- ✓ Blend and read digraph words
- ✓ Word map digraph words
- ✓ Read digraph words three times to build fluency

ne: DIGRAPHS ch-

Phonics Intervention Minis - from skill to story







Point to each letter(s). Say the sound.

ch a p t i n o l g

Say each sound. Blend the sounds to read the chunk. Then, read each beginning sound and chunk to make a word.

ch a t chat ch i n chin ch o p chop

Tap, map, and graph the pictures below. Then read each word.

Highlight the ch- in the words below. Then, read the fluency chart. Color a star each time you read the chart.

Chad	chip	chug	chin	chat	★
chop	chin	chat	Chad	chip	★

© A Teachable Teacher

PAGE 2

Name: _____

Phonics Intervention Minis - from skill to story


Find the ch- words in the sentences. Highlight the words. Read each sentence. Color a check mark each time that you read.

Chad is a chap.	✓✓✓
Can Kim get Chad chips?	✓✓✓
Kim can chat to Chad.	✓✓✓
Is it fun to chat?	✓✓✓

Find the ch- words in the story. Highlight the words. Read the story three times. Color a book each time that you read.

Kim's Pal

Kim is a pal to the chap, Chad. Kim can get Chad a bag of chips. Kim can sit and chat to Chad. It is fun for Kim to chat to Chad.



© A Teachable Teacher

- ✓ Read digraph words in short DECODABLE sentences
- ✓ Read digraph words in a short, engaging, and DECODABLE story

See it in action!

READING INTERVENTION

PHONICS: FROM SKILL TO STORY

Say each
sound and
blend the
word.

Name: _____

DIGRAPHS
sh-



Phonics Intervention Minis - from skill to story







Point to each letter(s). Say the sound.

o p i sh m a e d u




Say each sound. Blend the sounds to read the chunk. Then, read each beginning sound and chunk to make a word.

sh a m	sh e d	sh o p
sham	shed	shop

Tap, map, and graph the pictures below. Then read each word.

		
sh i p		
		

Highlight the sh- in the words below. Then, read the fluency chart. Color a star each time you read the chart.

ship	sham	shed	shut	shop	  
shop	shot	sham	ship	shot	

© A Teachable Teacher

Look at
the letter
then tap
and say
the
sounds.

Tap, map,
and graph
each skill
picture.
Then
read the
word.

Highlight the digraph in each word.
Then read the fluency chart and color
a star each time you read it.

NO PREP

READING INTERVENTION

PHONICS: FROM SKILL TO STORY

Find and highlight the digraph word in each sentence.

NO PREP

Name: _____

DIGRAPHS
sh-



Phonics Intervention Minis - from skill to story

2

Find the sh- words in the sentences. Highlight the words. Read each sentence. Color a check mark each time that you read.

Is **Shad** at the **shop**?

• • • • •



The ship is red.

• • • • •



It is fun to shop!

• • • • •



The shed in the shop is shut.

• • • • •



Find the sh- words in the story. Highlight the words. Read the story three times. Color a book each time that you read.

The Shop

Shad is at the **shop**. A **shed** is in the **shop**. The **shed** is **shut**. A **ship** is in the **shop**. The **ship** is red. Is a **sham** in the **shop**? Yes!



© A Teachable Teacher

Read the sentence and color a check mark each time you read to build fluency.

Find and highlight the digraph. Color a book each time you read the story.



TEACHERS ARE RAVING!



Wiser with Kisor (TPT Seller)

December 19, 2022

★★★★★ Extremely satisfied

These have been great for my students that need a little extra instruction to grasp skills.

Students used with

1st grade



Christine W.

November 9, 2022


★★★★★ Extremely satisfied

From skill to story....that is my favorite part! The progression of this resource is exactly what my students needed!

Students used with

1st grade

Students were engaged



Susan B.

September 9, 2022

★★★★★ Extremely satisfied


This is perfect for my students to practice decoding words with digraphs.

Students used with

1st grade

Primarily students with mild to severe disabilities

Students were engaged



STOP the SEARCH for PHONICS intervention!

These are designed for **targeted** phonics practice.

Letter sounds +
blending + word
mapping + reading +
fluency for every
digraph skill!

Name: _____

Phonics Intervention Minis - from skill to story

Point to each letter(s). Say the sound.

ch a p t i n o

Say each sound. Blend the sounds to read the chunk. Then, read each beginning sound and chunk.

ch a t chat ch i n chin ch

Tap, map, and graph the pictures below. Then read each word.

Highlight the ch in the words below. Then, read the fluency chart. Color a star each time you read.

Chad	chip	chug	chin
chop	chin	chat	Chad

Name: _____

Phonics Intervention Minis - from skill to story

Find the ch- words in the sentences. Highlight the words. Read each sentence. Color a check mark each time that you read.


Chad is a chap.	✓✓✓
Can Kim get Chad chips?	✓✓✓
Kim can chat to Chad.	✓✓✓
Is it fun to chat?	✓✓✓

Find the ch- words in the story. Highlight the words. Read the story three times. Color a book each time that you read.

Kim's Pal

Kim is a pal to the chap, Chad. Kim can get Chad a bag of chips. Kim can sit and chat to Chad. It is fun for Kim to chat to Chad.

© A Teachable Teacher



NO PREP needed!

Ready for
any
digraph
skill you
may need!
Just print
and go!

Name: _____

Phonics Intervention Minis - from skill to story

Point to each letter(s). Say the sound.

i w sh f c a l h r

Say each sound. Blend the sounds to read the chunk. Then, read each beginning sound and chunk to make a word.

r a sh rash f i sh fish l a sh lash

Tap, map, and graph the pictures below. Then read each word.

Highlight the sh in the words below. Then, read the fluency chart. Color a star each time you read the chart.

lash	rash	fish	wish	mesh	☆
hush	wish	lash	mesh	fish	☆

© A Teachable Teacher

Name: _____

Phonics Intervention Minis - from skill to story

Find the sh- words in the sentences. Highlight the words. Read each sentence. Color a check mark each time that you read.


Josh got a mesh net.	✓✓✓
Can Josh wish for a fish?	✓✓✓
Josh got a rod to fish.	✓✓✓
Can Josh get a fish?	✓✓✓

Find the sh- words in the story. Highlight the words. Read the story three times. Color a book each time that you read.

Josh

Josh got a mesh net and a rod to fish. Josh's wish is to get a big fish. Josh can rig up the rod to get a fish. Did Josh get a big fish?


© A Teachable Teacher



GET THE BUNDLE & SAVE \$\$\$

Phonics Skill	# of Pages	Price
CVC Words	50	\$5.00
Digraphs	22	\$2.25
Blends	40	\$4.00
Double Final Consonants	12	\$1.00
CVCe	24	\$1.60
Glued Sounds	16	\$1.20
Long Vowel Teams	30	\$2.80
Diphthongs	16	\$1.60
R-controlled Vowels	12	\$1.80
Bundle TOTALS	222 pages	\$21.25 VALUE

Click **HERE** for the **BUNDLE**



Frequently Asked Questions

Do you have a PDF online version of these materials for online teachers?

I do not have digital versions of these pages at this time. They are only available in a printable PDF.

Do you have more phonics intervention pages than just digraphs?

Yes! Click [HERE](#) for the money saving Phonics Intervention BUNDLE!

Do you have a list of the high frequency words used for each decodable passage?

The only words that aren't 100% decodable are these 10 Pre Reading Words: a, and, I, for, is, of, the, to, was, you.

Are the pages in this resource editable?

The pages in this resource are currently NOT editable.