

# READING INTERVENTION

## PHONICS: FROM SKILL TO STORY

### CVCe WORDS

Phonics Intervention Minis - from skill to story

Name: \_\_\_\_\_







Print to each letter. Say the sound.

c a b k l p m f v

Say each sound. Blend the sounds to read the chunk. Then, read each beginning sound and chunk to make a word.

cake cake sale sale lane lane

Tap, map, and graph the pictures below. Then read each word.

|                                                                                   |                                                                                   |                                                                                   |
|-----------------------------------------------------------------------------------|-----------------------------------------------------------------------------------|-----------------------------------------------------------------------------------|
|  |  |  |
| _____                                                                             | _____                                                                             | _____                                                                             |
|  |  |  |
| _____                                                                             | _____                                                                             | _____                                                                             |

Highlight the a,e in the words below. Then, read the fluency chart. Color a star each time you read the chart.

|      |      |      |      |      |   |
|------|------|------|------|------|---|
| fame | lane | cake | sale | bake | ★ |
| pave | bake | fame | pave | cake | ★ |

© A Teachable Teacher

Phonics Intervention Minis - from skill to story

Name: \_\_\_\_\_

Find the -a,e words in the sentences. Highlight the words. Read each sentence. Color a check mark each time that you read.

|                           |     |
|---------------------------|-----|
| Can Kate make a cake?     | ✓✓✓ |
| The cake is in a pan.     | ✓✓✓ |
| Is the cake for the sale? | ✓✓✓ |
| Kate can take the cake.   | ✓✓✓ |

Find the -a,e words in the story. Highlight the words. Read the story three times. Color a book each time that you read.


Kate's Cake

Kate can make a cake for the sale.

Kate can bake the cake in a pan. Kate

can take the cake to the sale.

The cake was a hit at the sale!

☰ ☰ ☰ 

© A Teachable Teacher

20+ PAGES

SCIENCE OF READING ALIGNED  
Created By A Teachable Teacher



scroll to see more

# READING INTERVENTION

PHONICS: FROM SKILL TO STORY

## CVCe WORDS

**Completely Decodable**

**Researched-based reading  
intervention resource**

**Answer keys included!**

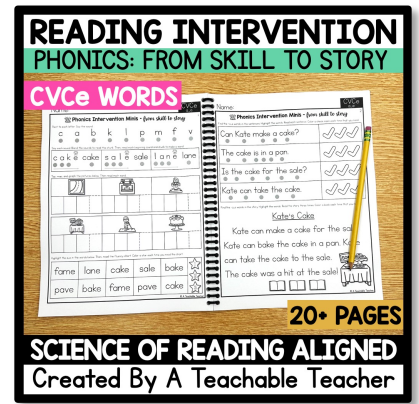
**Each set covers skill reteach  
through skill in context**

**Small groups or 1-on-1**



# CVCe Skills Included:

- ✓ Long A: a\_e
- ✓ Long I: i\_e
- ✓ Long O: o\_e
- ✓ Long U: u\_e



## Pre Reading Words included in passages:

- ✓ a ✓ and ✓ I ✓ for
- ✓ is ✓ of ✓ the ✓ to
- ✓ was ✓ you

Teach With Megan Huber (TPT Seller)  
December 5, 2022

★★★★★ Extremely satisfied

Another great phonics resource for my students. Thank you!

Students used with  
1st grade


Students were engaged  
Strongly disagree — Strongly agree

Alignment of standards used  
CCSS | RF.1.3c

★ Completely Updated on July 26, 2023!

## Reading Skills Covered:

- ✓ phonics in context
- ✓ building fluency
- ✓ targeted practice





# READING INTERVENTION

## PHONICS: FROM SKILL TO STORY

### PAGE 1

- ✓ Say letter sounds
- ✓ Blend and read CVCe words
- ✓ Word map CVCe words
- ✓ Read CVCe words three times to build fluency

Phonics Intervention Minis - from skill to story







Point to each letter. Say the sound.

c a b k l p m f v

Say each sound. Blend the sounds to read the chunk. Then, read each beginning sound and chunk to make a word.

cake cake sale sale lane lane


Tap, map, and graph the pictures below. Then read each word.

|                                                                                   |                                                                                   |                                                                                     |
|-----------------------------------------------------------------------------------|-----------------------------------------------------------------------------------|-------------------------------------------------------------------------------------|
|  |  |  |
|                                                                                   |                                                                                   |                                                                                     |
|  |  |  |
|                                                                                   |                                                                                   |                                                                                     |

Highlight the a\_e in the words below. Then, read the fluency chart. Color a star each time you read the chart.

|      |      |      |      |      |   |
|------|------|------|------|------|---|
| fame | lane | cake | sale | bake | ★ |
| ave  | bake | fame | pave | cake | ★ |

© A Teachable Teacher



### PAGE 2

Phonics Intervention Minis - from skill to story


Find the -a\_e words in the sentences. Highlight the words. Read each sentence. Color a check mark each time that you read.

|                           |     |
|---------------------------|-----|
| Can Kate make a cake?     | ✓✓✓ |
| The cake is in a pan.     | ✓✓✓ |
| Is the cake for the sale? | ✓✓✓ |
| Kate can take the cake.   | ✓✓✓ |

Find the -a\_e words in the story. Highlight the words. Read the story three times. Color a book each time that you read.

Kate's Cake

Kate can make a cake for the sale.  
Kate can bake the cake in a pan. Kate  
can take the cake to the sale.  
The cake was a hit at the sale!



© A Teachable Teacher

- ✓ Read CVCe words in short DECODABLE sentences
- ✓ Read CVCe words in a short, engaging, and DECODABLE story

See it in action!



# READING INTERVENTION

## PHONICS: FROM SKILL TO STORY

Name: \_\_\_\_\_

CVCe  
a\_e

### Phonics Intervention Minis - from skill to story




Point to each letter. Say the sound.




c a b k l p m f v

Say each sound. Blend the sounds to read the chunk. Then, read each beginning sound and chunk to make a word.

c a k e cake    s a l e sale    l a n e lane

Tap, map, and graph the pictures below. Then read each word.

    
l a n e

    
\_\_\_\_\_

Highlight the a\_e in the words below. Then, read the fluency chart. Color a star each time you read the chart.

|      |      |      |      |      |   |
|------|------|------|------|------|---|
| fame | lane | cake | sale | bake | 1 |
| pave | bake | fame | pave | cake | 2 |
|      |      |      |      |      | 3 |

Say each sound and blend the word.

Look at the letter then tap and say the sounds.

Tap, map, and graph each skill picture. Then read the word.

Highlight the CVCe skill in each word. Then read the fluency chart and color a star each time you read it.

NO PREP

# READING INTERVENTION

## PHONICS: FROM SKILL TO STORY

Find and highlight the CVCe skill in each sentence.

NO PREP

Name: \_\_\_\_\_

CVCe  
a\_e



### Phonics Intervention Minis - from skill to story

2

Find the -a\_e words in the sentences. Highlight the words. Read each sentence. Color a check mark each time that you read.

Can Kate make a cake?

• • • • •



The cake is in a pan.

• • • • •



Is the cake for the sale?

• • • • •



Kate can take the cake.

• • • • •



Find the -a\_e words in the story. Highlight the words. Read the story three times. Color a book each time that you read.

### Kate's Cake

Kate can make a cake for the sale.

Kate can bake the cake in a pan. Kate

can take the cake to the sale.

The cake was a hit at the sale!



© A Teachable Teacher

Find and highlight the CVCe skill. Color a book each time you read the story.

Read the sentence and color a check mark each time you read to build fluency.



# TEACHERS ARE RAVING!



Teach With Megan Huber (TPT Seller)

December 5, 2022

★★★★★ Extremely satisfied

Another great phonics resource for my students. Thank you!

Students used with  
1st grade



Christine W.


November 9, 2022

★★★★★ Extremely satisfied

From skill to story....that is my favorite part! The progression of this resource is exactly what my students needed!

Students used with  
1st grade

Students were engaged



Alignment of standards used

- CCSS | RF.1.4b
- CCSS | RF.1.3c
- CCSS | RF.1.3



Mamie B.


December 28, 2022

★★★★★ Extremely satisfied

This is a great resource for my students.


Students used with  
1st grade

Students were engaged



Alignment of standards used

- CCSS | RF.1.4b



# STOP the SEARCH for PHONICS intervention!

These are designed for **targeted** phonics practice.

Letter sounds +  
blending + word  
mapping + reading +  
fluency for every  
CVCe skill!

Name: \_\_\_\_\_ CVCe  
l\_e

**Phonics Intervention Minis - from skill to story**

Point to each letter. Say the sound.  
b i m l i k d

Say each sound. Blend the sounds to read the chunk. Then, read each beginning sound and chunk.  
r i d e ride b i k e bike m i

Tap, map, and graph the pictures below. Then read each word.

|  |  |  |  |
|--|--|--|--|
|  |  |  |  |
|  |  |  |  |
|  |  |  |  |
|  |  |  |  |

Highlight the -le in the words below. Then, read the fluency chart. Color a star each time you read.

|      |      |      |      |
|------|------|------|------|
| dime | mile | five | ride |
| fire | ride | bike | mile |

Name: \_\_\_\_\_ CVCe  
l\_e

**Phonics Intervention Minis - from skill to story**

Find the -le words in the sentences. Highlight the words. Read each sentence. Color a check mark each time that you read.

|                          |     |
|--------------------------|-----|
| Did Nile get a bike?     | ✓✓✓ |
| A bike is red.           | ✓✓✓ |
| Nile can ride the bike.  | ✓✓✓ |
| The ride was five miles. | ✓✓✓ |

Find the -le words in the story. Highlight the words. Read the story three times. Color a book each time that you read.

Bike Ride

Nile got a bike. The bike is red. Nile can ride the red bike. Nile can ride five miles on the bike. Nile had fun on the five mile bike ride!

© A Teachable Teacher

**READING INTERVENTION**  
PHONICS: FROM SKILL TO STORY

CVCe WORDS

20+ PAGES

SCIENCE OF READING ALIGNED  
Created By A Teachable Teacher

# NO PREP needed!

Ready for  
any CVCe  
skill you  
may need!  
Just print  
and go!

Name: \_\_\_\_\_ CVCe  
o\_e

**Phonics Intervention Minis - from skill to story**

Point to each letter. Say the sound.  
n o b l o h v m c

Say each sound. Blend the sounds to read the chunk. Then, read each beginning sound and chunk to make a word.  
h o m e home b o n e bone c o d e code

Tap, map, and graph the pictures below. Then read each word.

|  |  |  |
|--|--|--|
|  |  |  |
|  |  |  |
|  |  |  |
|  |  |  |

Highlight the -o\_e in the words below. Then, read the fluency chart. Color a star each time you read the chart.

|      |      |      |      |      |   |
|------|------|------|------|------|---|
| lobe | hole | vote | bone | home | ★ |
| code | bone | hole | home | lobe | ★ |

© A Teachable Teacher

Name: \_\_\_\_\_ CVCe  
o\_e

**Phonics Intervention Minis - from skill to story**

Find the -o\_e words in the sentences. Highlight the words. Read each sentence. Color a check mark each time that you read.

|                           |     |
|---------------------------|-----|
| Did Jen get a bone?       | ✓✓✓ |
| The bone is for a dog.    | ✓✓✓ |
| The dog dug a hole.       | ✓✓✓ |
| Is the hole for the bone? | ✓✓✓ |


Find the -o\_e words in the story. Highlight the words. Read the story three times. Color a book each time that you read.

Jen's Dog

Jen got a bone. The bone is for Jen's dog. Jen set the bone in the dog's home. The dog dug a hole for the bone. The bone is fun for Jen's dog.

© A Teachable Teacher






# GET THE BUNDLE & SAVE \$\$\$



| Phonics Skill           | # of Pages | Price  |
|-------------------------|------------|--------|
| CVC Words               | 50         | \$5.00 |
| Digraphs                | 22         | \$2.25 |
| Blends                  | 40         | \$4.00 |
| Double Final Consonants | 12         | \$1.00 |
| CVCe                    | 24         | \$1.60 |
| Glued Sounds            | 16         | \$1.20 |
| Long Vowel Teams        | 30         | \$2.80 |
| Diphthongs              | 16         | \$1.60 |
| R-controlled Vowels     | 12         | \$1.80 |

|                      |                  |                      |
|----------------------|------------------|----------------------|
| <b>Bundle TOTALS</b> | <b>222 pages</b> | <b>\$21.25 VALUE</b> |
|----------------------|------------------|----------------------|

Click **HERE** for the **BUNDLE**



# Frequently Asked Questions

Do you have a PDF online version of these materials for online teachers?

I do not have digital versions of these pages at this time. They are only available in a printable PDF.

Do you have more phonics intervention pages than just CVCe skills?

Yes! Click HERE for the money saving Phonics Intervention BUNDLE!

Do you have a list of the high frequency words used for each decodable passage?

The only words that aren't 100% decodable are these 10 Pre Reading Words: a, and, I, for, is, of, the, to, was, you.

Are the pages in this resource editable?

The pages in this resource are currently NOT editable.