

READING INTERVENTION

PHONICS: FROM SKILL TO STORY

DIPHTHONGS

Phonics Intervention Minis - from skill to story

Point to each letter. Say the sound.

t l h v p au l f t

Say each sound. Blend the sounds to read the chunk. Then, read each beginning sound and chunk to make a word.

h au l haul P au l Paul f au l t fault

Tap, map, and graph the pictures below. Then read each word.

vault haul Paul launch Paul

fault launch haul vault fault

Highlight the 'au' in the words below. Then, read the fluency chart. Color a star each time you read the chart.

Phonics Intervention Minis - from skill to story

Name: _____

Find the 'au' words in the sentences. Highlight the words. Read each sentence. Color a check mark each time that you read.

Will the vault have a lock? ✓✓✓

I will haul the tree. ✓✓✓

Paul is my dog. ✓✓✓

Did you see the launch? ✓✓✓

Find the 'au' words in the story. Highlight the words. Read the story three times. Color a book each time that you read.

Vault

I had to find the vault. The vault had a lock. I will haul the step to reach the vault. Paul will help me too!

15+ PAGES

SCIENCE OF READING ALIGNED
Created By A Teachable Teacher



scroll to see more

READING INTERVENTION

PHONICS: FROM SKILL TO STORY

DIPHTHONGS EDITION

Completely Decodable

**Researched-based reading
intervention resource**

Answer keys included!


**Each set covers skill reteach
through skill in context**

Small groups or 1-on-1



Diphthong Skills Included:

✓ au ✓ aw ✓ ou
✓ ow ✓ oi ✓ oy
✓ long oo ✓ short oo



Gayle S.

November 28, 2022



Extremely satisfied

I use this with the students I tutor. They really enjoy this activity!

Alignment of standards used

CCSS | RF.1.4b

CCSS | RF.1.3c

Pre Reading Words included in passages:


✓ a ✓ and ✓ I ✓ for
✓ is ✓ of ✓ the ✓ to
✓ was ✓ you



Completely Updated on July 31, 2023!

Reading Skills Covered:

✓ phonics in context
✓ building fluency
✓ targeted practice



READING INTERVENTION

PHONICS: FROM SKILL TO STORY

PAGE 1

- ✓ Say letter sounds
- ✓ Blend and read long vowel team words
- ✓ Word map diphthong words
- ✓ Read diphthong words three times to build fluency

Name: _____

Phonics Intervention Minis - from skill to story







Point to each letter. Say the sound.

aw p d n l f c s r

Say each sound. Blend the sounds to read the chunk. Then, read each beginning sound and chunk to make a word.

f aw n fawn h aw k hawk p aw paw

Tap, map, and graph the pictures below. Then read each word.

Highlight the -aw in the words below. Then, read the fluency chart. Color a star each time you read the chart.

paw	hawk	dawn	saw	lawn	★ ★ ★
fawn	law	fawn	lawn	hawk	

© A Teachable Teacher

PAGE 2

Name: _____

Phonics Intervention Minis - from skill to story


Find the -aw words in the sentences. Highlight the words. Read each sentence. Color a check mark each time that you read.

Is it dawn?	✓✓✓
A fawn is in the lawn.	✓✓✓
The fawn saw a hawk.	✓✓✓
The hawk can caw.	✓✓✓

Find the -aw words in the story. Highlight the words. Read the story three times. Color a book each time that you read.

The Fawn

At dawn, a fawn sat in the lawn. The fawn saw a big hawk. The hawk is the fawn's pal. The big hawk can caw at the fawn on the lawn.



© A Teachable Teacher

- ✓ Read diphthong words in short DECODABLE sentences
- ✓ Read diphthong words in a short, engaging, and DECODABLE story

See
it in
action!

READING INTERVENTION

PHONICS: FROM SKILL TO STORY

Name: _____

DIPHTHONGS
aw



Phonics Intervention Minis - from skill to story

Point to each letter. Say the sound.

aw

p

d

n

l

f

c

s

r

Say each sound. Blend the sounds to read the chunk. Then, read each beginning sound and chunk to make a word.

f aw n fawn

h aw k hawk

p aw paw

Tap, map, and graph the pictures below. Then read each word.



l aw n



Highlight the -aw in the words below. Then, read the fluency chart. Color a star each time you read the chart.

paw

hawk

dawn

saw

lawn



fawn

law

fawn

lawn

hawk

© A Teachable Teacher

Say each sound and blend the word.

Look at the letter then tap and say the sounds.

Tap, map, and graph each skill picture.

Then read the word.

Highlight the diphthong skill in each word. Then read the fluency chart and color a star each time you read it.

NO PREP

READING INTERVENTION

PHONICS: FROM SKILL TO STORY

Find and highlight diphthong skill in each sentence.

NO PREP

Name: _____

DIPHTHONGS
aw



Phonics Intervention Minis - from skill to story

2

Find the -aw words in the sentences. Highlight the words. Read each sentence. Color a check mark each time that you read.

Is it dawn?



A fawn is in the lawn.



The fawn saw a hawk.



The hawk can caw.



Read the sentence and color a check mark each time you read to build fluency.

Find and highlight the diphthong skill. Color a book each time you read the story.

Find the -aw words in the story. Highlight the words. Read the story three times. Color a book each time that you read.

The Fawn

At dawn, a fawn sat in the lawn. The fawn saw a big hawk. The hawk is the fawn's pal. The big hawk can caw at the fawn on the lawn.



© A Teachable Teacher



TEACHERS ARE RAVING!



Christine W.

November 9, 2022

★★★★★ Extremely satisfied

From skill to story....that is my favorite part! The progression of this resource is exactly what my students needed!

Students used

1st, 2nd grade



Moansene's Creations (TPT Seller)

November 17, 2022

★★★★★ Extremely satisfied

I absolutely love this product! It makes practicing reading at home for homework incredibly easy.

Students used with

1st grade



Gayle S.

November 28, 2022


★★★★★ Extremely satisfied

I use this with the students I tutor. They really enjoy this activity!

Alignment of standards used

— CCSS | RF.1.4b

— CCSS | RF.1.3c



STOP the SEARCH for PHONICS intervention!

These are designed for **targeted** phonics practice.

Name: _____

Phonics Intervention Minis - from skill to story





Point to each letter. Say the sound.

n o w d c t o w w

Say each sound. Blend the sounds to read the chunk. Then, read each beginning sound and chunk.

d o w n d o w n c o w c o w t o w

Tap, map, and graph the pictures below. Then read each word.

Highlight the -ow in the words below. Then, read the fluency chart. Color a star each time you read.

down	cow	wow	gown
owl	town	cow	howl

Name: _____

Phonics Intervention Minis - from skill to story


Find the -ow words in the sentences. Highlight the words. Read each sentence. Color a check mark each time that you read.

Is Ned in town?	✓✓✓
Ned is down at Sal's.	✓✓✓
Ned fed a cow.	✓✓✓
A cow bit Ned!	✓✓✓

Find the -ow words in the story. Highlight the words. Read the story three times. Color a check mark each time that you read.


The Cow

Ned is not in town. Ned is down at Sal's hut. Wow! A cow is at Sal's hut. Ned fed the cow a cob. The cow bit Ned's leg. Ow!



© A Teachable Teacher

Letter sounds +
blending + word
mapping + reading +
fluency for every
diphthong skill!



NO PREP needed!

Ready for
any
diphthong
skill you
may need!
Just print
and go!

Name: _____

Phonics Intervention Minis - from skill to story







Point to each letter. Say the sound.

b l c n f t p o i k

Say each sound. Blend the sounds to read the chunk. Then, read each beginning sound and chunk to make a word.

b o i l b o i l c o i n c o i n f o i l f o i l

Tap, map, and graph the pictures below. Then read each word.

Highlight the -oi in the words below. Then, read the fluency chart. Color a star each time you read the chart.

void	foil	coin	oil	boil	★
coil	oil	boil	void	foil	★

© A Teachable Teacher

Name: _____

Phonics Intervention Minis - from skill to story


Find the -oi words in the sentences. Highlight the words. Read each sentence. Color a check mark each time that you read.

Did the coil get hot?	✓✓✓
A pot is on the coil.	✓✓✓
A hot pot can boil.	✓✓✓
Can I set foil on the pot?	✓✓✓


Find the -oi words in the story. Highlight the words. Read the story three times. Color a check mark each time that you read.

The Pot

The coil on top is hot. I can set a pot on top of the coil. The pot can get hot. The pot can boil. I can set a foil lid on the pot.




© A Teachable Teacher



GET THE BUNDLE & SAVE \$\$\$

Phonics Skill	# of Pages	Price
CVC Words	50	\$5.00
Digraphs	22	\$2.25
Blends	40	\$4.00
Double Final Consonants	12	\$1.00
CVCe	24	\$1.60
Glued Sounds	16	\$1.20
Long Vowel Teams	30	\$2.80
Diphthongs	16	\$1.60
R-controlled Vowels	12	\$1.80
Bundle TOTALS	222 pages	\$21.25 VALUE

Click **HERE** for the **BUNDLE**



Frequently Asked Questions

Do you have a PDF online version of these materials for online teachers?

I do not have digital versions of these pages at this time. They are only available in a printable PDF.

Do you have more phonics intervention pages than just diphthong skills?

Yes! Click [HERE](#) for the money saving Phonics Intervention BUNDLE!

Do you have a list of the high frequency words used for each decodable passage?

The only words that aren't 100% decodable are these 10 Pre Reading Words: a, and, I, for, is, of, the, to, was, you.

Are the pages in this resource editable?

The pages in this resource are currently NOT editable.