


Back to School PHONICS WORKSHEETS



letter sounds edition

Created By A Teachable Teacher

Name _____



Back to School Hunt

Directions: Use a crayon to color code the letters.





yellow

consonants




red

vowels


f	h	v	i	n	o	b	h
l	a	c	q	s	g	u	
i	d	u	z	k	y	w	r
t	z	x	r	o	n	e	j
e		s	m	h	b	p	l
k	a	g	f	e	v	f	a
j	o	n	i	w	t		m
c	p	a	x	y	u	q	d

Name _____



Lunch Cut

Directions: Cut, say, sort, paste.







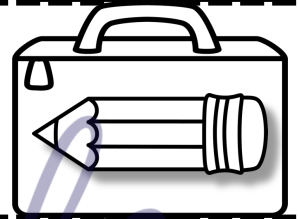

Pp

Tt




teachable

TEACH





clipart key
table, paper,
teacher, pencil,
tiger, puzzle, tape




Name _____

Supply Sounds

Directions: Look at the picture. Say the word. Circle the letter that represents the beginning sound.




f




l

w





r


g



j




u




a

d




b


i



e




d




b

c



s

v




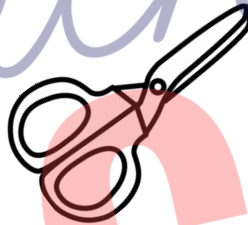


r



Name _____

School Scramble

Directions: Look at the picture. Say the word. Cut and paste the letter of the picture based on the beginning sound.



© A Teachable Teacher

C c


A a

V v

I i

Y y

S s


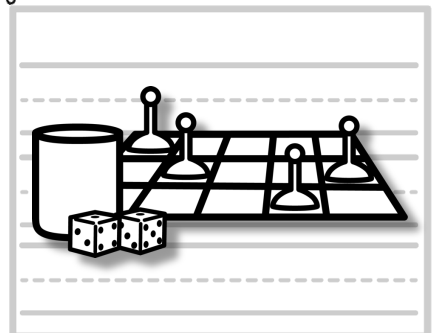




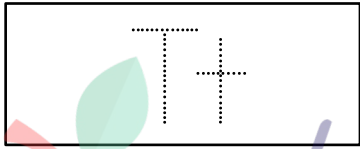
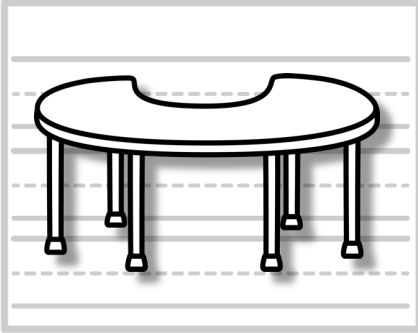




Name _____

Wow! Writing Sounds

Directions: Look at the picture. Say the word. Write the beginning sound under the piece of paper.



Wow!

Wow!

Name _____

Scissor Vowels

Directions: Name the picture. Then color according to the beginning sound.


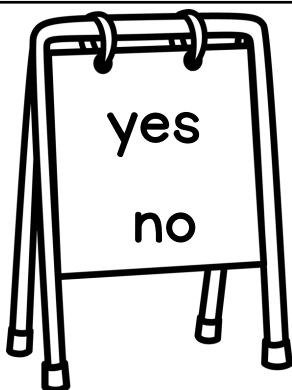









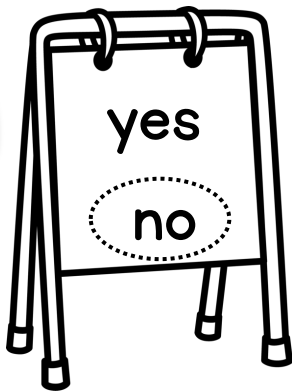


a - green	e - gray	i - blue	o - pink	u - purple
-----------	----------	----------	----------	------------


The puzzle consists of numerous irregular shapes, many of which are letters. Each shape contains a simple line drawing of an object or animal. The objects include: a boy, an igloo, a dinosaur, a ladybug, a bed with a boy, an apple, a hammer, an octopus, an ant, an astronaut, a book, an arm, a cow, an egg, a dinosaur, an umbrella, an axe, a tomato, a boy, an ostrich, a crocodile, a stool, an elephant, a broken egg, a clock, an apple, a hammer, a boy, an octopus, an apple, a boy, an egg, a boy, a ruler, a boy, an igloo, a ladybug, and a boy.

Name _____

"X"-citing School Fun

Directions: Look at the picture. Decide if the word ends with the Xx sound. Circle or color yes or no.














Name _____


Back to School Secret






Directions: Write the beginning sound under the picture. Then ask an adult to help you read the secret message! Rewrite the message on the lines at the bottom of the page.





	
	



Name _____





School Sentences

Directions: Trace the letters. Then read each sentence. Finally, read the whole page three times. Color a star each time you read.

Aa is for  apple.

Dd is for  desk.


Ff is for  friend.

Ll is for  line.

Bb is for  bell.



It is for teacher.



abc

I Can Read!




Read by:

Color a set of equipment each time you read the story.



G is for globe.



R is for recess.