

# Back to School PHONICS WORKSHEETS



CVC words edition













Created By A Teachable Teacher

Name \_\_\_\_\_

# Swingin' Word Families

Directions: Look at the pictures in each row. Cross out the picture that is not in the same word family. After, write the words in each word family.



-ag			
-ad			
-am			
-an			

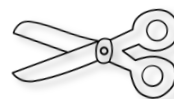
-ag family	-ad family	-am family	-an family
bag bag bag			



Name \_\_\_\_\_


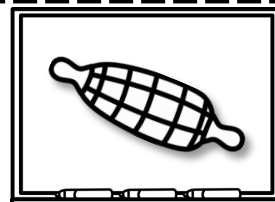
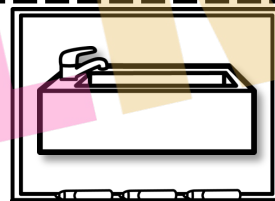




# Class Sort

Directions: Cut, say, sort, paste.



## short u

## short o



*teachable*







# TEACH

clipart key  
sun, cob, bug, pop,  
cot, tub, pod

Name \_\_\_\_\_

# Bookcase Sounds

Directions: Look at the picture. Circle the right beginning, middle, and ending sound to match. Finally, write the word.

	v	e	d	
	f	a	b	
	h	i	m	
	t	e	n	
	v	e	l	
	f	i	t	
	n	e	m	
	t	o	n	
	d	e	g	
	b	u	j	
	w	i	t	
	r	e	f	




Name \_\_\_\_\_

# Blend and Read

Directions: Blend to read. Then color or circle the matching picture. Finally, rewrite the word.

ram



tux



dog



leg




mug



pan



box





wig





Name \_\_\_\_\_

# Crayon Crossout

Directions: Look at the picture. Write the word. Then cross out the picture and word that does not rhyme.





mat



Name \_\_\_\_\_

# Book Mystery


Directions: Fill in the missing letter. Then rewrite the word. At the end, read all the words that you wrote. Color an open book each time that you read the page.



d

i

dim



r

d



a

t



b

u




o

g




p

g



w

n



a

k



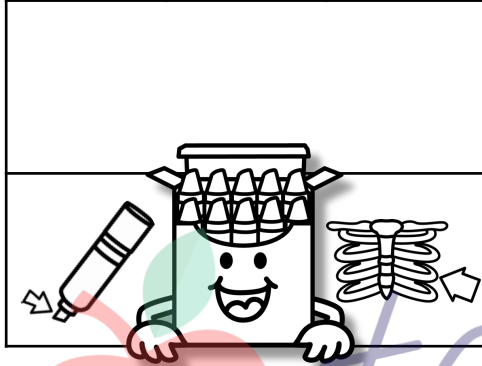


Name \_\_\_\_\_


# Supply Sounds

Directions: Unscramble the letters to make a word. Write the word underneath. Then, circle the picture that matches the word.


i	r	b
---	---	---




s	t	a
---	---	---




d	e	b
---	---	---




d	m	u
---	---	---




i	g	f
---	---	---




h	p	o
---	---	---




a	p	z
---	---	---



n	e	d
---	---	---




o	p	t
---	---	---





Name \_\_\_\_\_



# Classroom Spelling


Directions: Trace and read the word. Then write the rhyming word for each picture. Finally, read all the CVC words on the page three times. Color a cubby each time you read.

If I can spell...

...then I can spell



sob



book




cat





bed



hip



dog




Name \_\_\_\_\_




# School Sentences


Directions: Look at the picture. Read the sentences. Color the apple next to the sentence that matches the picture. Then, read the whole page three times. Color a star each time you read.



He can fix that.



She has a red bag on her back.



Ben sat down on the rug.




The cat hid by the log.



Peg has a pad.




The cub is on the mat.



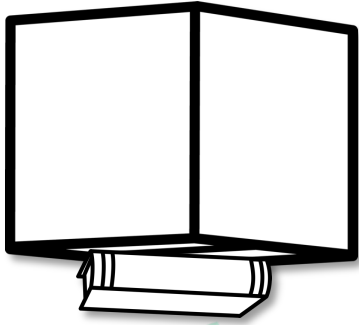

That pig is in his den.



He has a big tub.




There is a book on  
the rug.




There is a book on  
top of the box.


There is a book in  
her bin.




There is a book by  
the red pen.



There is a book by  
that gal.




There is a book in his  
bag.



cvc

# The Book



Read by:

Color a book each time you read the story.

