


# Back to School PHONICS WORKSHEETS



## CVC words edition

Created By A Teachable Teacher

✓ 25 no-prep pages of decodable  
CVC practice

✓ Aligned with the Science of Reading

✓ Perfect for small groups, centers,  
or morning work

Ideal for Kindergarten, 1<sup>st</sup> grade,  
& intervention

# Practice the Essential Phonics Skills



**Word families - reinforce patterns**



**Decoding & blending - read CVC words**



**Cut, Paste, Sort - interactive practice**



**Sentence Reading - apply phonics in context**



**Decodable Books - apply phonics in a story**

**CVC** Name \_\_\_\_\_

### Supplies List

Directions: Read the word. Cut and paste the matching picture. Next, write the word. Read all the words that you wrote. Color an eraser each time you read the page.

fox		
bob		
hot		
top		
log		
rot		
nod		

Illustrations: A boy with scissors, a top hat, a boy, a cat, a boy with a log, a boy with a top, a boy with a log, a boy with a top, a boy with a log, a boy with a top.

© A Teachable Teacher

**CVC** Name \_\_\_\_\_

### School Sentences

Directions: Look at the picture. Read the sentences. Color the apple next to the sentence that matches the picture. Then, read the whole page three times. Color a star each time you read.

	He <u>can</u> <u>fix</u> that.	
	She <u>has</u> a <u>red</u> <u>bag</u> on her back.	
	<u>Ben</u> <u>sat</u> down on the <u>rug</u> .	
	The <u>cat</u> <u>hid</u> by the <u>log</u> .	
	<u>Peg</u> <u>has</u> a <u>pad</u> .	
	The <u>cub</u> is on the <u>mat</u> .	
	That <u>pig</u> is in his <u>den</u> .	
	He <u>has</u> a <u>big</u> <u>tub</u> .	

Three stars for coloring.

© A Teachable Teacher









# Engaging Word Family & Phonics Activities

- ✓ Identify word families
- ✓ Circle sounds & build CVC words
- ✓ Write CVC words
- ✓ Hands-on phonics practice

**cvc** Name \_\_\_\_\_

## Swingin' Word Families







Directions: Look at the pictures in each row. Cross out the picture that is not in the same word family as the words in each row.

-ag		
-ad		
-am		
-an		
-ag family	-ad family	-am family
bag		

**cvc** Name \_\_\_\_\_

## Bookcase Sounds

Directions: Look at the picture. Circle the right beginning, middle, and ending sound to match. Finally, write the word.

	v	e	d	
	f	a	b	
	h	i	m	
	t	e	n	
	v	e	l	
	f	i	t	
	n	e	m	
	t	o	n	
	d	e	g	
	b	u	j	
	w	i	t	
	r	e	f	

© A Teachable Teacher








# Cut, Sort, Match, and Write!




- ✓ Identify CVC words
- ✓ Cut, sort, & paste CVC words
- ✓ Reinforces phonemic awareness
- ✓ Great for literacy centers

**cvc** Name \_\_\_\_\_

**Supplies List**

Directions: Read the word. Cut and paste the matching picture. Next, write the word. Read all the words that you wrote. Color an eraser each time you read the page.

 fox		
 bob		
 hot		
 top		
 log		
 rot		
 nod		


© A Teachable Teacher





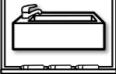


**cvc** Name \_\_\_\_\_

**Class Sort**

Directions: Cut, say, sort, paste.

short u	short o




slipart key  
sun, cob, bug, pop,  
cot, tub, pod

© A Teachable Teacher


# Apply Phonics Skills in Context

- ✓ Read CVC words in decodable sentences
- ✓ Read CVC words in decodable books
- ✓ Supports fluency & comprehension

On the bus, Liv can sit and read.

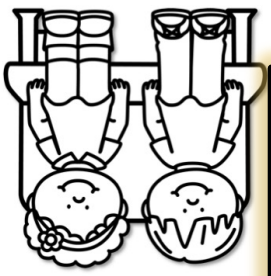


On the bus, we all have a fun time.




Have you been on a bus yet?

Pam can sit down by Rob.




On The Bus



Read by:

Color a bus sign each time you read the s



cvc

cvc






Liv likes to read when she is on the bus.




Rob.

Name \_\_\_\_\_

## Read and Draw

Directions: Read the sentence. Next, draw a picture to match the sentence. Finally, read all the sentences on the page three times. Color a book each time you read the page.

<p><b>Kip got on the bus with his backpack</b> .</p>	
<p><b>She sat in the chair by him.</b> .</p>	
<p><b>I will get a big red apple</b> .</p>	
<p><b>Pat has ten books</b> .</p>	
<p><b>Tim can cut that with his scissors</b> .</p>	



© A Teachable Teacher


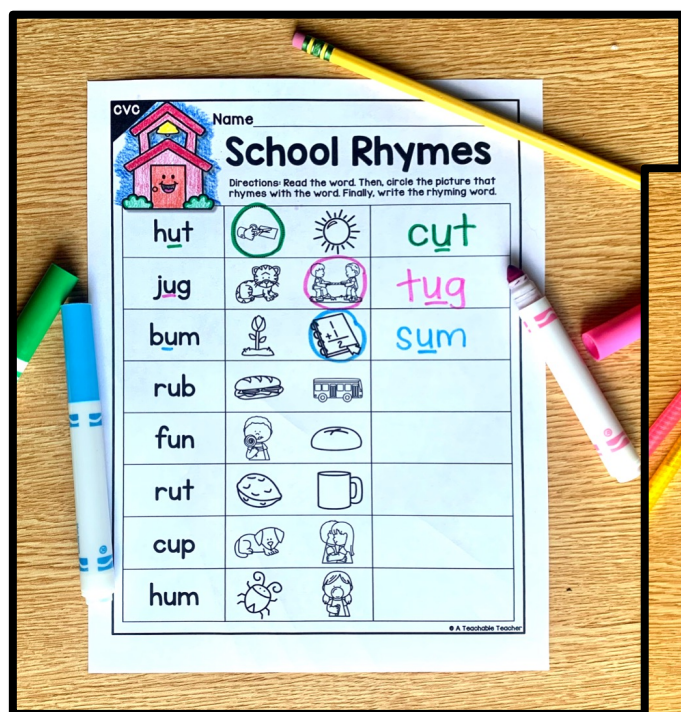


# No Prep Needed - Just Print & Go!

## 25 Differentiated Activities in a fun back-to-school theme

### Use For:

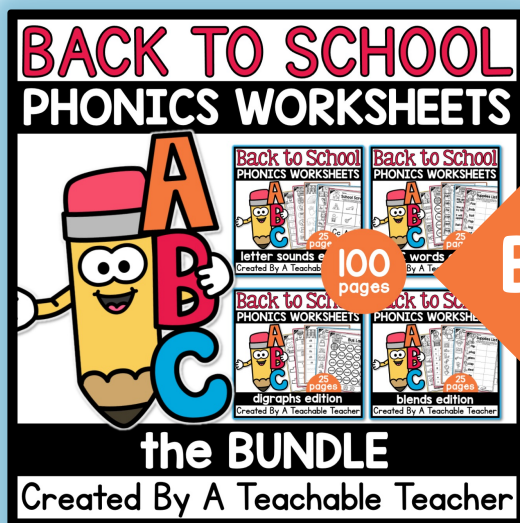
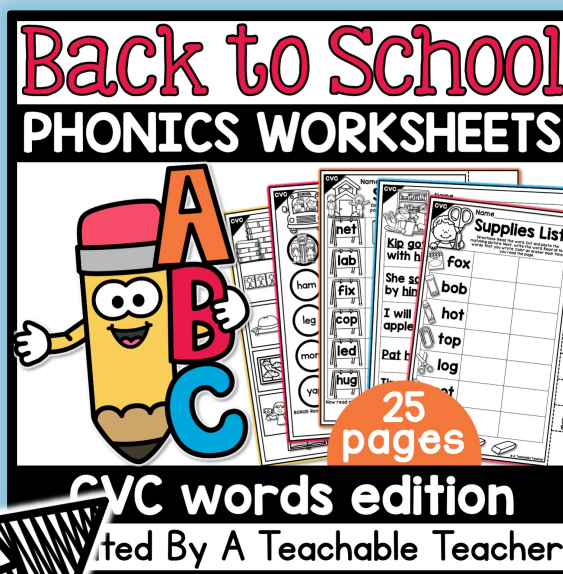
- ✓ Small Groups
- ✓ Intervention
- ✓ Literacy Centers
- ✓ Morning Work
- ✓ Early Finishers



# Save Time, Support Readers, & Make Phonics Fun!

- ✓ 25 No-prep pages
- ✓ Engaging back-to-school themes
- ✓ Systematic Phonics Progression
- ✓ Supports the Science of Reading

Click *Add to Cart* & get started today!



Like this set? Get the Back-to-School Bundle for 100 pages of phonics practice!