


Back to School

PHONICS WORKSHEETS



digraphs edition

Created By A Teachable Teacher






✓ 25 no-prep pages of decodable digraphs practice

✓ Aligned with the Science of Reading

✓ Perfect for small groups, centers, or morning work

Ideal for Kindergarten, 1st grade, & intervention

Practice the Essential Phonics Skills

-  **Beginning & Ending Digraphs**
-  **Decoding & blending - read short vowel words with digraphs**
-  **Cut, Paste, Sort - interactive practice**
-  **Sentence Reading - apply phonics in context**
-  **Decodable Books - apply phonics in a story**

Supplies List

Directions: Read the word. Cut and paste the matching picture. Next, write the word. Read all the words that you wrote. Color an eraser each time you read the page.















bath		
moth		
path		
them		
thin		
thud		
math		

eraser eraser eraser

© A Teachable Teacher

School Sentences

Directions: Look at the picture. Read the sentences. Color the apple next to the sentence that matches the picture. Then, read the whole page three times. Color a star each time you read.

	There is <u>duck</u> on my <u>dock</u> .	
	He can <u>chat</u> with <u>Beck</u> .	
	<u>Josh</u> will <u>pack</u> his <u>sack</u> up.	
	This <u>shed</u> is not <u>shut</u> .	
	I must <u>rush</u> to get to the <u>bash</u> .	
	<u>Chad</u> will <u>pick</u> one to read.	
	That <u>chap</u> likes to do <u>math</u> .	
	<u>Beth</u> will sit in the <u>back</u> with her <u>pack</u> .	

© A Teachable Teacher









Engaging Digraphs & Phonics Activities

- ✓ Identify beginning & ending digraphs
- ✓ Circle sounds & build digraph words
- ✓ Write digraph words
- ✓ Hands-on phonics practice

Swingin' Digraphs

Name _____







Directions: Look at the pictures in each row. Cross out the picture that does not have the same beginning or ending sound as the words in each digraph.

ck		
sh		
th		
ch		
ck	sh	th
sock		

Bookcase Sounds

Name _____

Directions: Look at the picture. Circle the right beginning, middle, and ending sound to match. Finally, write the word.

	v	o	ch	
	m	u	th	
	sh	o	q	
	th	a	p	
	sh	i	d	
	ch	e	p	
	b	o	ck	
	d	u	th	
	n	o	sh	
	m	a	ch	
	b	e	ck	
	d	a	th	

© A Teachable Teacher

Cut, Sort, Match, and Write!

- ✓ Identify digraph words
- ✓ Cut, sort, & paste digraph words
- ✓ Reinforces phonemic awareness
- ✓ Great for literacy centers

Supplies List

Name _____

Directions: Read the word. Cut and paste the matching picture. Next, write the word. Read all the words that you wrote. Color an eraser each time you read the page.

bath		
moth		
path		
them		
thin		
thud		
math		

erasers:

© A Teachable Teacher

Class Sort

Name _____

Directions: Cut, say, sort, paste.

ck	ch

Illustrations for matching:

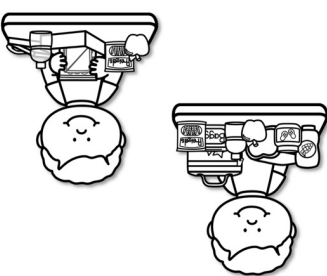
slipart key
chug, sick, peck,
Rich, chin, rack,
buck

© A Teachable Teacher

Apply Phonics Skills in Context


- ✓ Read digraph words in decodable sentences
- ✓ Read digraph words in decodable books
- ✓ Supports fluency & comprehension

Then pack each thing into a bag.




Get your sack and pick what you want.

Jack will show you how!




Can you know how to pick your lunch?

After that, tuck each bag into your sack.



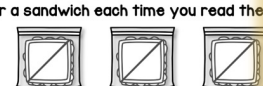
With luck, you will have a great lunch!

How to Pack a Lunch



Read by:

Color a sandwich each time you read the




digraphs Name _____

Read and Draw

Directions: Read the sentence. Next, draw a picture to match the sentence. Finally, read all the sentences on the page three times. Color a book each time you read the page.

<p>Rich can pack his big lunch in a sack.</p>	
<p>Beck likes to do math on the computer.</p>	
<p>This chap will chop up his red apple.</p>	
<p>Seth must rush to get to school on time.</p>	
<p>Josh will tuck the books away.</p>	




© A Teachable Teacher

No Prep Needed - Just Print & Go!

25 Differentiated Activities in a fun back-to-school theme

Use For:

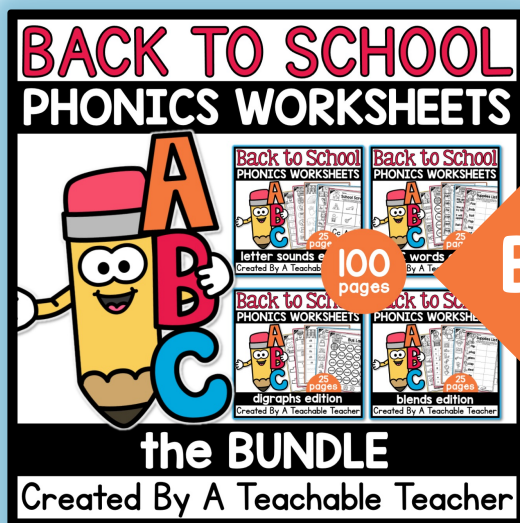
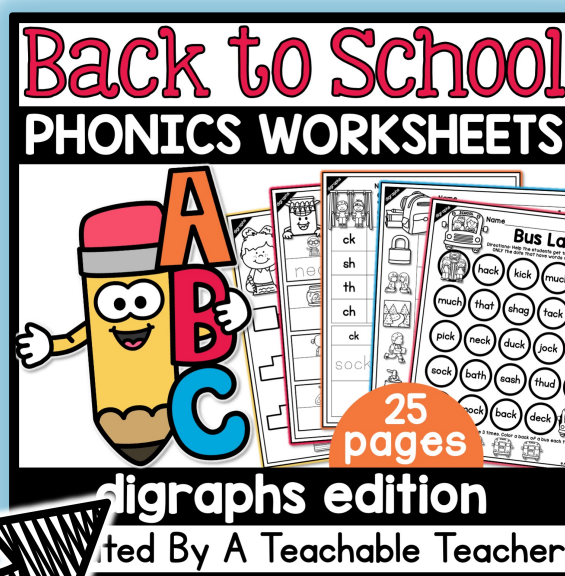
- ✓ Small Groups
- ✓ Intervention
- ✓ Literacy Centers
- ✓ Morning Work
- ✓ Early Finishers



Save Time, Support Readers, & Make Phonics Fun!

- ✓ 25 No-prep pages
- ✓ Engaging back-to-school themes
- ✓ Systematic Phonics Progression
- ✓ Supports the Science of Reading

Click *Add to Cart* & get started today!



Like this set? Get the Back-to-School Bundle for 100 pages of phonics practice!