


Back to School PHONICS WORKSHEETS



blends edition

Created By A Teachable Teacher






✓ 25 no prep pages of decodable blends practice

✓ Aligned with the Science of Reading

✓ Perfect for small groups, centers, or morning work

Ideal for Kindergarten, 1st grade, & intervention

















Practice the Essential Phonics Skills

-  **Initial consonant blends - (l, r, & s blends)**
-  **Decoding & blending words with blends**
-  **Cut, Paste, Sort - interactive practice**
-  **Sentence Reading - apply phonics in context**
-  **Decodable Books - apply phonics in a story**

Blend and Read

Name _____

Directions: Blend to read. Then color or circle the matching picture. Finally, rewrite the word.
















| | | | |
|-------|---|---|--|
| trap |  |  | |
| stick |  |  | |
| flash |  |  | |
| clam |  |  | |
| brick |  |  | |
| swim |  |  | |
| snag |  |  | |
| crash |  |  | |

© A Teachable Teacher

School Sentences

Name _____

Directions: Look at the picture. Read the sentences. Color the apple next to the sentence that matches the picture. Then, read the whole page three times. Color a star each time you read.

| | | |
|---|---|---|
|  | The bus must <u>stop</u> to get <u>Glen</u> . |  |
|  | There is a <u>crack</u> in my <u>drum</u> . |  |
|  | I can <u>stack</u> the <u>blocks</u> . |  |
|  | <u>Fran</u> will sit by the <u>clock</u> . |  |
|  | It is time to <u>pluck</u> the <u>crop</u> . |  |
|  | Her job is to get the <u>trash</u> . |  |
|  | The <u>plush</u> rug makes him <u>grin</u> . |  |
| | She is <u>stuck</u> in the <u>truck</u> . |  |

© A Teachable Teacher









Engaging Blends & Phonics Activities

- ✓ Identify beginning blends
- ✓ Circle sounds & build words with blends
- ✓ Write words with blends
- ✓ Hands-on phonics practice

blends Name _____

Swingin' Blends

















Directions: Look at the pictures in each row. Circle the picture that does not have the same beginning sound. Then, write the words in each box.

| | | |
|------|---|---|
| cr |  |  |
| tr |  |  |
| gr |  |  |
| dr |  |  |
| cr | tr | gr |
| crab | | |
| | | |


blends Name _____

School Blends

Directions: Read the word. Then, circle the picture that matches the word. Finally, rewrite the word.

| | | | |
|-------|--|---|-------|
| crack |  |  | crack |
| step |  |  | |
| block |  |  | |
| drum |  |  | |
| smock |  |  | |
| flex |  |  | |
| spot |  |  | |
| sloth |  |  | |

© A Teachable Teacher










Cut, Sort, Match, and Write!

- ✓ Identify words with blends
- ✓ Cut, sort, & paste words with blends
- ✓ Reinforces phonemic awareness
- ✓ Great for literacy centers


blends Name _____

School Fun

Directions: Read the word. Then, cut and paste the matching picture. Finally, write the word.

| | | |
|---|---|------|
|  club |  | club |
|  flag | | |
|  slip | | |
|  glum | | |
|  plus | | |
|  slug | | |

Now read all the words that you wrote. Color a crayon each time that you read the page.



© A Teachable Teacher

blends Name _____

Lunch Cut

Directions: Cut, say, sort, paste.

| r blend | l blend |
|---------|---------|
| | |
| | |
| | |
| | |
| | |
| | |
| | |
| | |
| | |



clipart key
orb, flat, frog,
black, click, trash,
sled

© A Teachable Teacher



Apply Blends Skills in Context

- ✓ Read decodable sentences with blends
- ✓ Read words with blends in decodable books
- ✓ Supports fluency & comprehension


She will brush and look fresh.

She slips out of bed and puts on a frock.

Then Fran will stop at the bath.



Now Fran is ready to go to school.

© A Teachable Teacher

blends

Ready for School

Read by: _____

Color a school each time you read the s










blends

Name _____


Read and Draw

Directions: Read the sentence. Next, draw a picture to match the sentence. Finally, read all the sentences on the page three times. Color a book each time you read the page.

| | |
|--|--|
| Smith will <u>click</u> his computer  on. | |
| My <u>Gran</u> will get <u>fresh grub</u> for my lunch  . | |
| She can <u>skip</u> on her <u>trip</u> to school  . | |
| I will <u>stack</u> the red books  by the <u>drum</u> . | |
| This big apple  will make a good <u>snack</u> . | |



© A Teachable Teacher



No Prep Needed - Just Print & Go!

25 Differentiated Activities in a fun **back-to-school** theme

Use For:

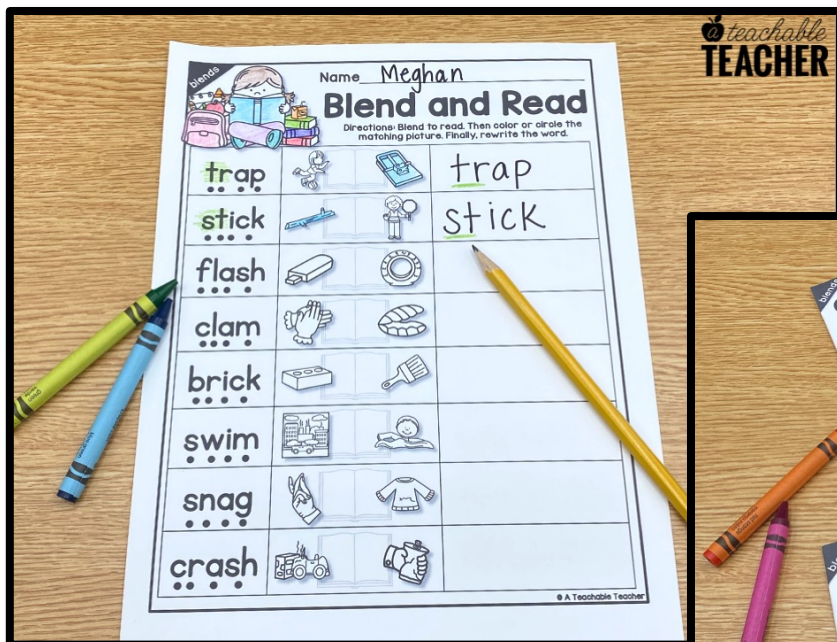
✓ Small Groups

✓ Intervention

✓ Literacy Centers

✓ Morning Work

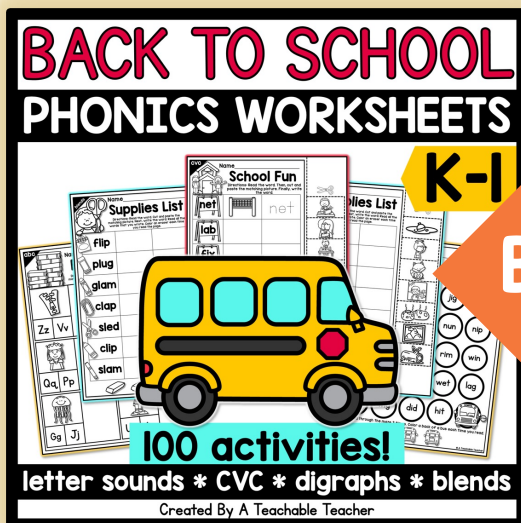
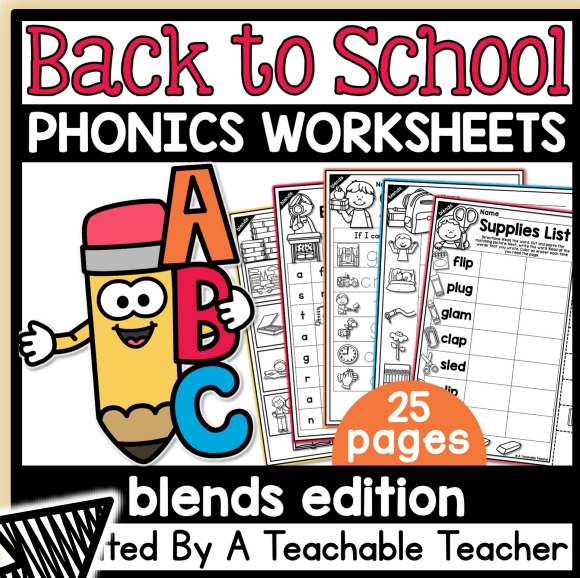
✓ Early Finishers



Save Time, Support Readers, & Make Phonics Fun!

- ✓ 25 No prep pages
- ✓ Engaging back-to-school themes
- ✓ Systematic Phonics Progression
- ✓ Supports the Science of Reading

Click *Add to Cart* & get started today!



Like this set? Get the Back-to-School Bundle for 100 pages of phonics practice!